

A decorative horizontal bar composed of five parallel lines of color: blue, red, black, yellow, and green, from top to bottom.

UCI JERSEYS VISUAL GUIDELINES

MANUFACTURER SPECIFICATIONS & MODEL VARIATIONS

VERSION 5.2 | MARCH 2025

IMPORTANT NOTE

NATIONAL CHAMPION JERSEY

PREAMBLE

Use of this document

This document serves as a reference for the design and production of UCI National Champion jerseys/skinsuits. The proportions and dimensions indicated are in accordance with the UCI Regulations and must therefore be respected.

Pre-production approval

Each national federation must have its national champion jersey design registered by the UCI, for each discipline, at least 21 days before the national championships of the discipline in question. Before production, the national champion jersey design (colours, flag, drawing) reproduced by the titled rider must be approved by the concerned national federation and must respect the latter's dispositions.

Jersey

Manufacturer Logo Zone

The **Manufacturer Logo Zone** may appear once only on the jersey and once on each leg of the bib short, as shown in the **blue area** on all the previews.

Size: max.30 cm²

Rider's/Team's Sponsors Logo Zones

The **Sponsors Logo Zones** are situated in different areas of the Jersey/Suit, as indicated in the **green areas** on all the previews.

Area A: max. 30cm high

Area B: max. 9 cm high strips


Area C: max. 80 cm²

Area D: max. 9 cm high strips

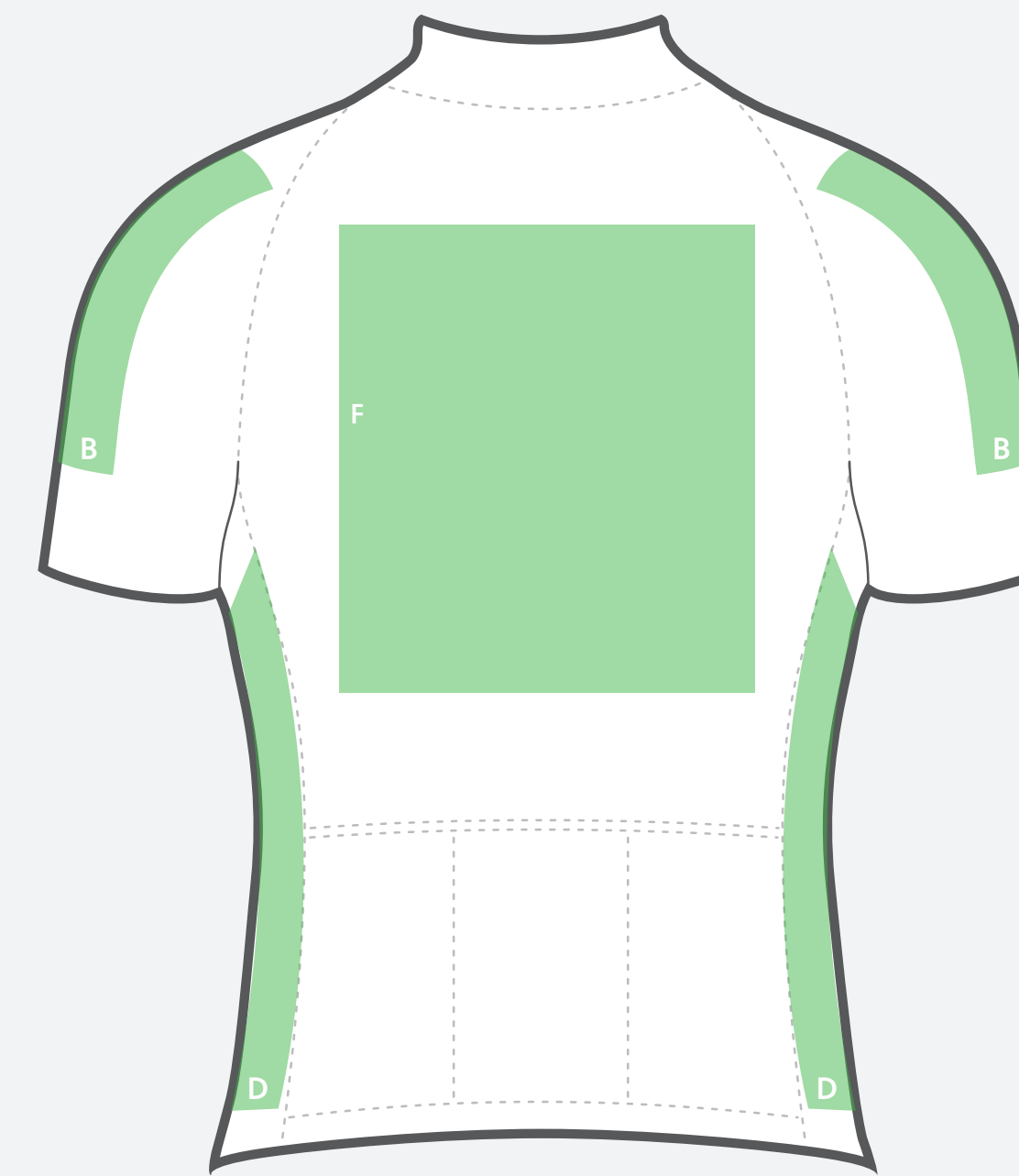
Area F: max. 20cm high

Safety distance

Each zone must be at a distance of **at least 30mm** from any other zone as well as from all edges of the jersey.



FRONT



BACK

Jersey long sleeves

Manufacturer Logo Zone

The **Manufacturer Logo Zone** may appear once only on the jersey and once on each leg of the bib short, as shown in the **blue area** on all the previews.

Size: max.30 cm²

Rider's/Team's Sponsors Logo Zones

The **Sponsors Logo Zones** are situated in different areas of the Jersey/Suit, as indicated in the **green areas** on all the previews.

Area A: max. 30 cm high

Area B: max. 9 cm high strips

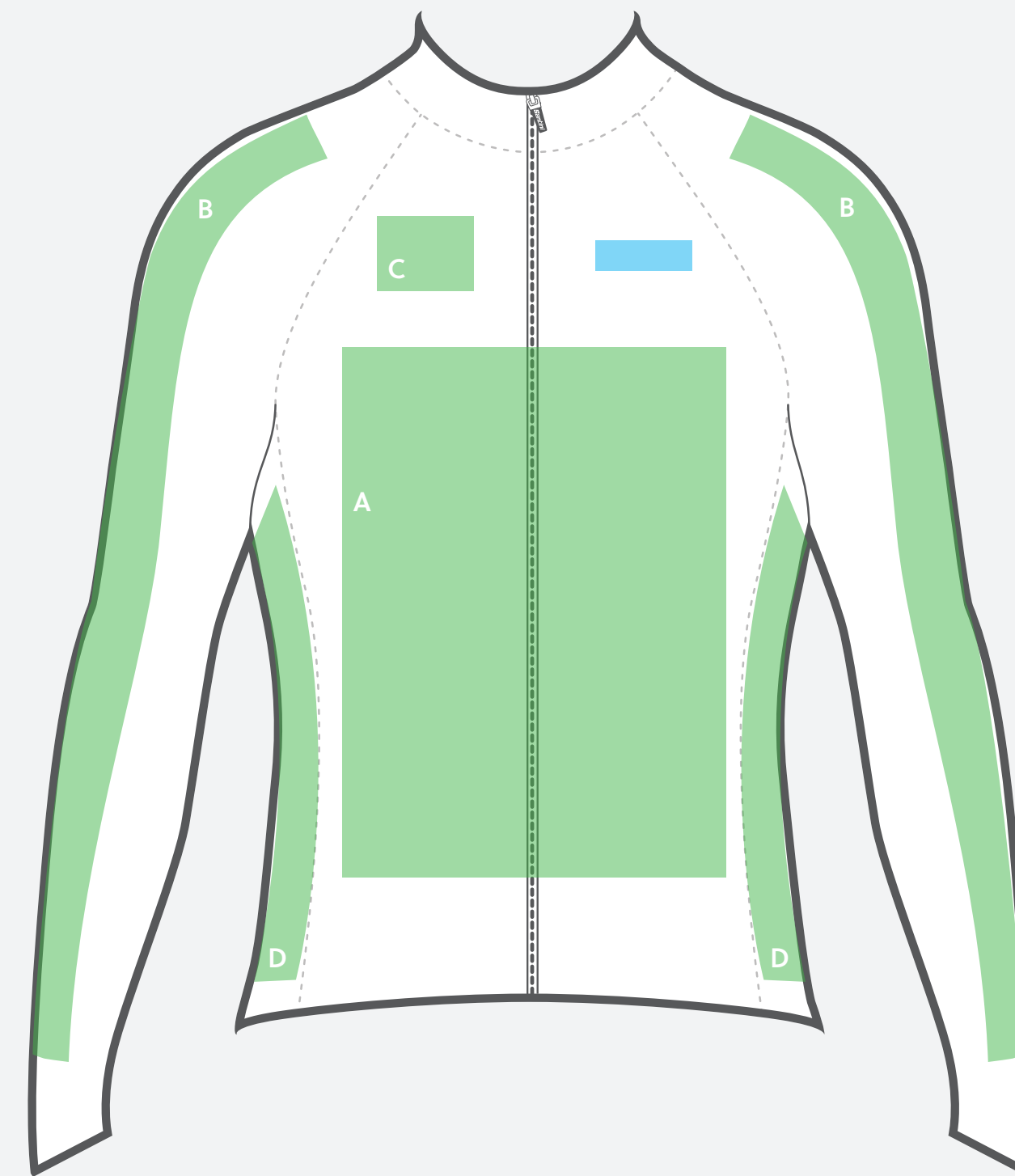
Area C: max. 64 cm²

Area D: max. 9 cm high strips

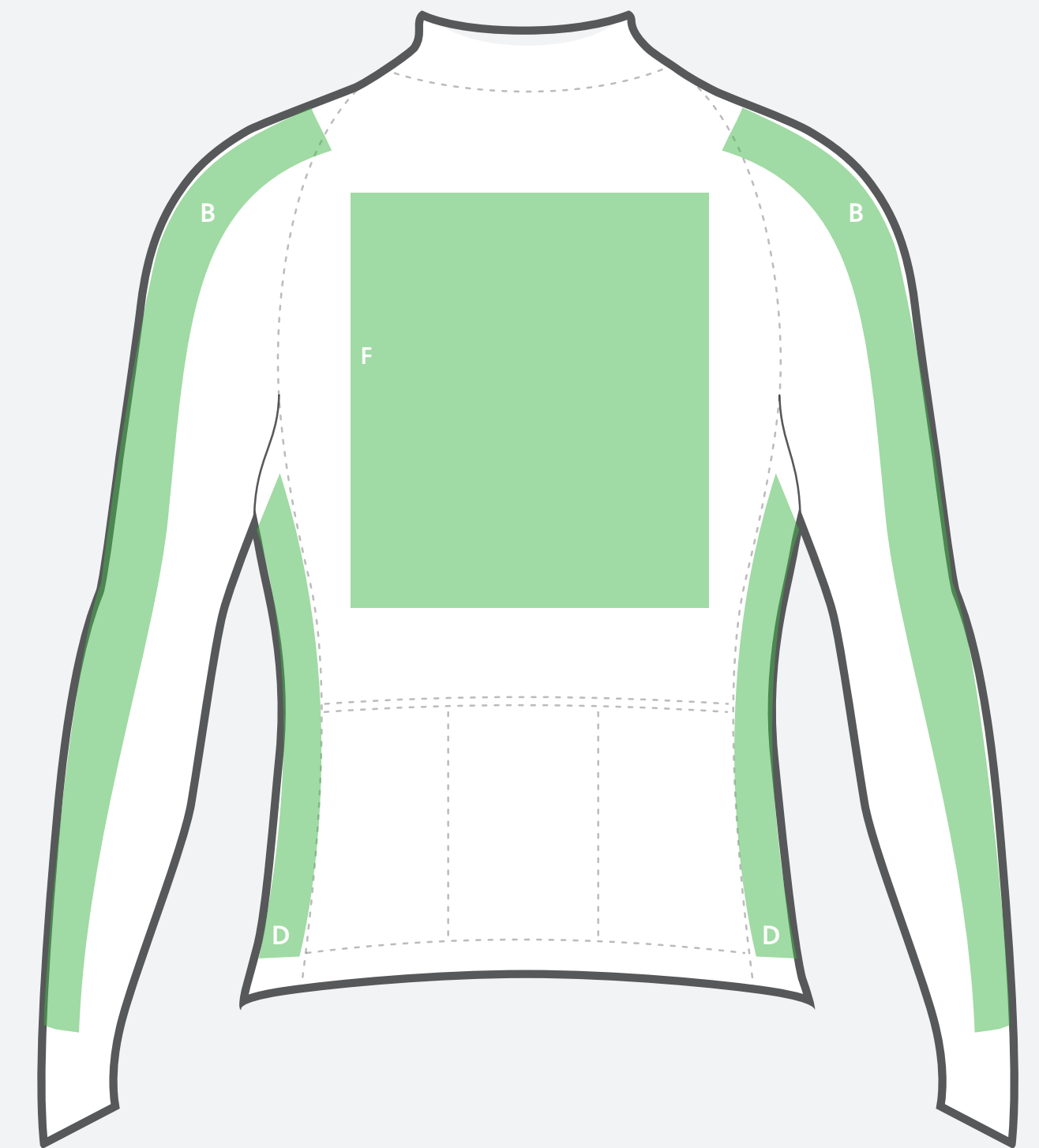
Area F: max. 20 cm high

Safety distance

Each zone must be at a distance of **at least 30mm** from any other zone as well as from all edges of the jersey.



FRONT



BACK

Skinsuit

Manufacturer Logo Zone

The **Manufacturer Logo Zone** may appear once only on the jersey and once on each leg of the bib short, as shown in the **blue area** on all the previews.

Size: max.30 cm²

Rider's/Team's Sponsors Logo Zones

The **Sponsors Logo Zones** are situated in different areas of the Jersey/Suit, as indicated in the **green areas** on all the previews.

- Area A:** max. 30 cm high
- Area B:** max. 9 cm high strips
- Area C:** max. 64 cm²
- Area D:** max. 9 cm high strips
- Area F:** max. 20 cm high
- Area G:** max. 10 cm high
- Area H:** max. 9 cm high strips
- Area K:** max. 30 cm²

Safety distance

Each zone must be at a distance of **at least 30mm** from any other zone as well as from all edges of the jersey.



FRONT



BACK

Skinsuit long sleeves

Manufacturer Logo Zone

The **Manufacturer Logo Zone** may appear once only on the jersey and once on each leg of the bib short, as shown in the **blue area** on all the previews.

Size: max.30 cm²

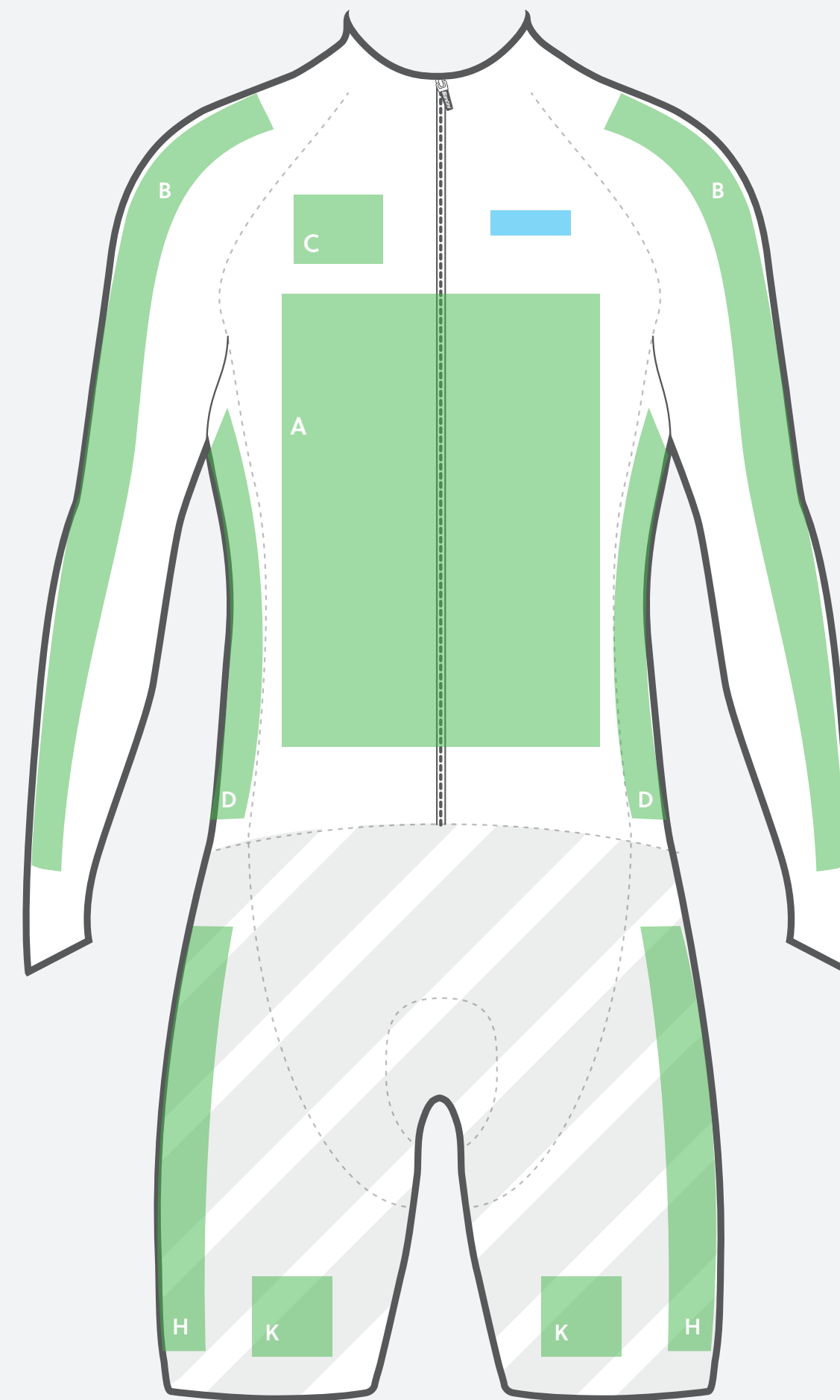
Rider's/Team's Sponsors Logo Zones

The **Sponsors Logo Zones** are situated in different areas of the Jersey/Suit, as indicated in the **green areas** on all the previews.

- Area A:** max. 30 cm high
- Area B:** max. 9 cm high strips
- Area C:** max. 64 cm²
- Area D:** max. 9 cm high strips
- Area F:** max. 20 cm high
- Area G:** max. 10 cm high
- Area H:** max. 9 cm high strips
- Area K:** max. 30 cm²

Safety distance

Each zone must be at a distance of **at least 30mm** from any other zone as well as from all edges of the jersey.



FRONT



BACK

Bib Short

Rider's/Team's Sponsors Logo Zones

The **Sponsors Logo Zones** are situated in different areas of the shortt, as indicated in the **green areas** on all the previews.

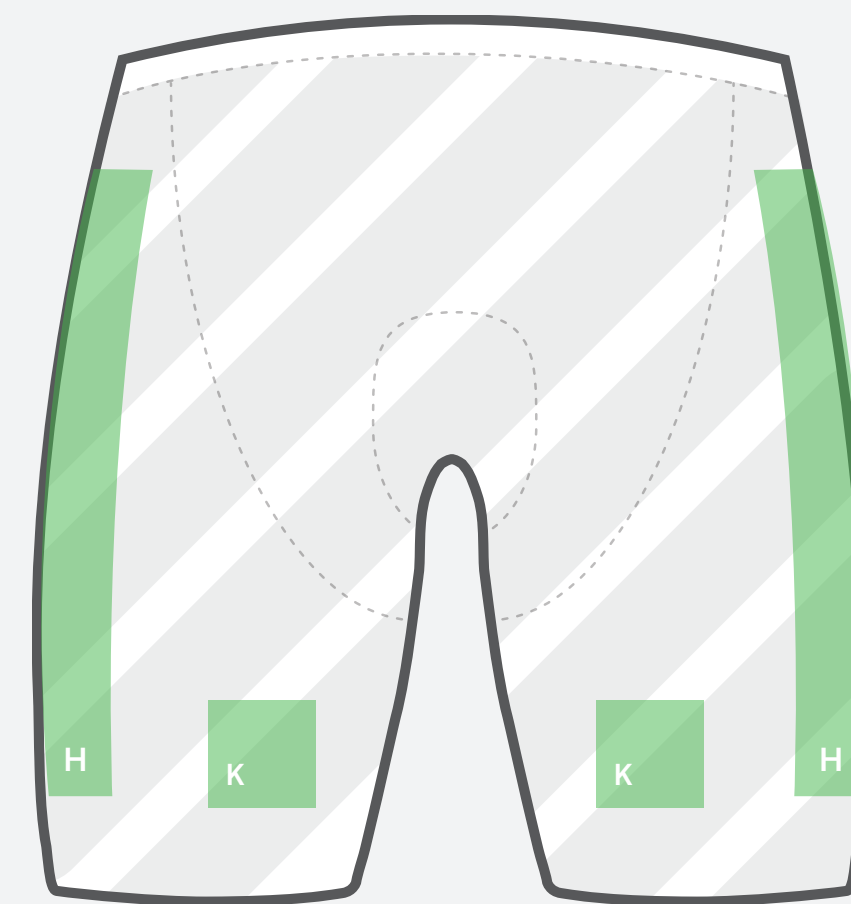
Area G: max. 10 cm high

Area H: max. 9 cm high strips

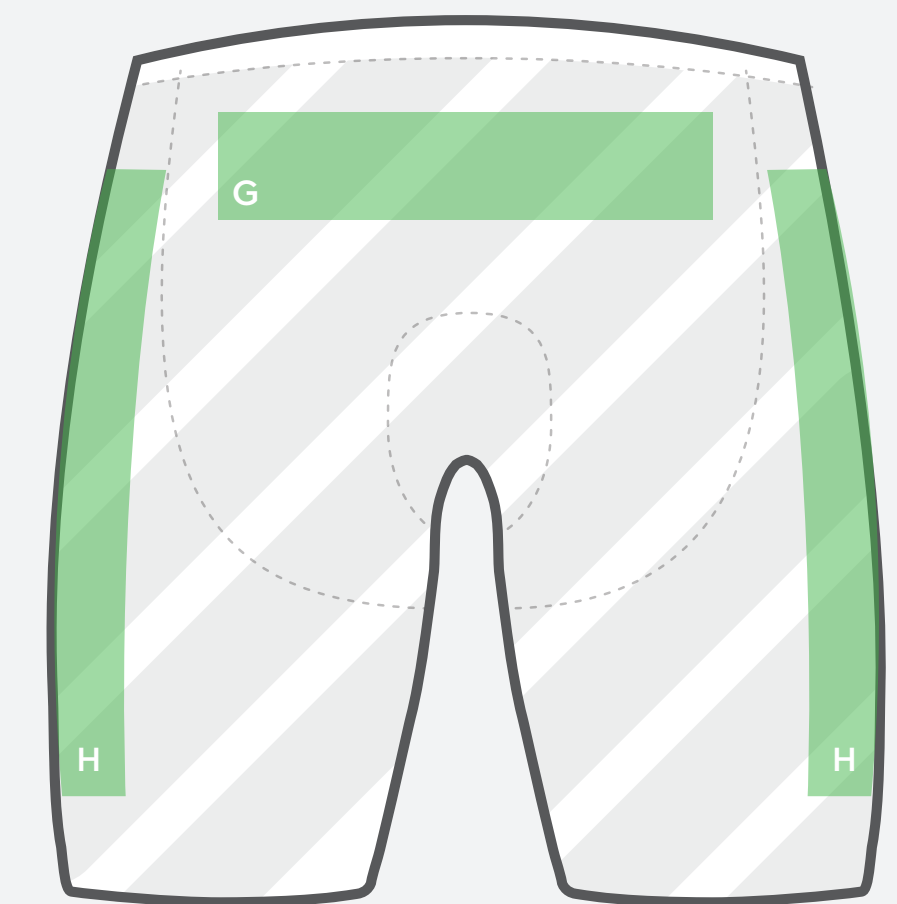
Area K: max. 30 cm²

Safety distance

Each zone must be at a distance of **at least 30mm** from any other zone as well as from all edges of the jersey.



FRONT



BACK

Bodysuit

Manufacturer Logo Zone

The **Manufacturer Logo Zone** may appear once only on the jersey and once on each leg of the bib short, as shown in the **blue area** on all the previews.

Size: max.30 cm²

Rider's/Team's Sponsors Logo Zones

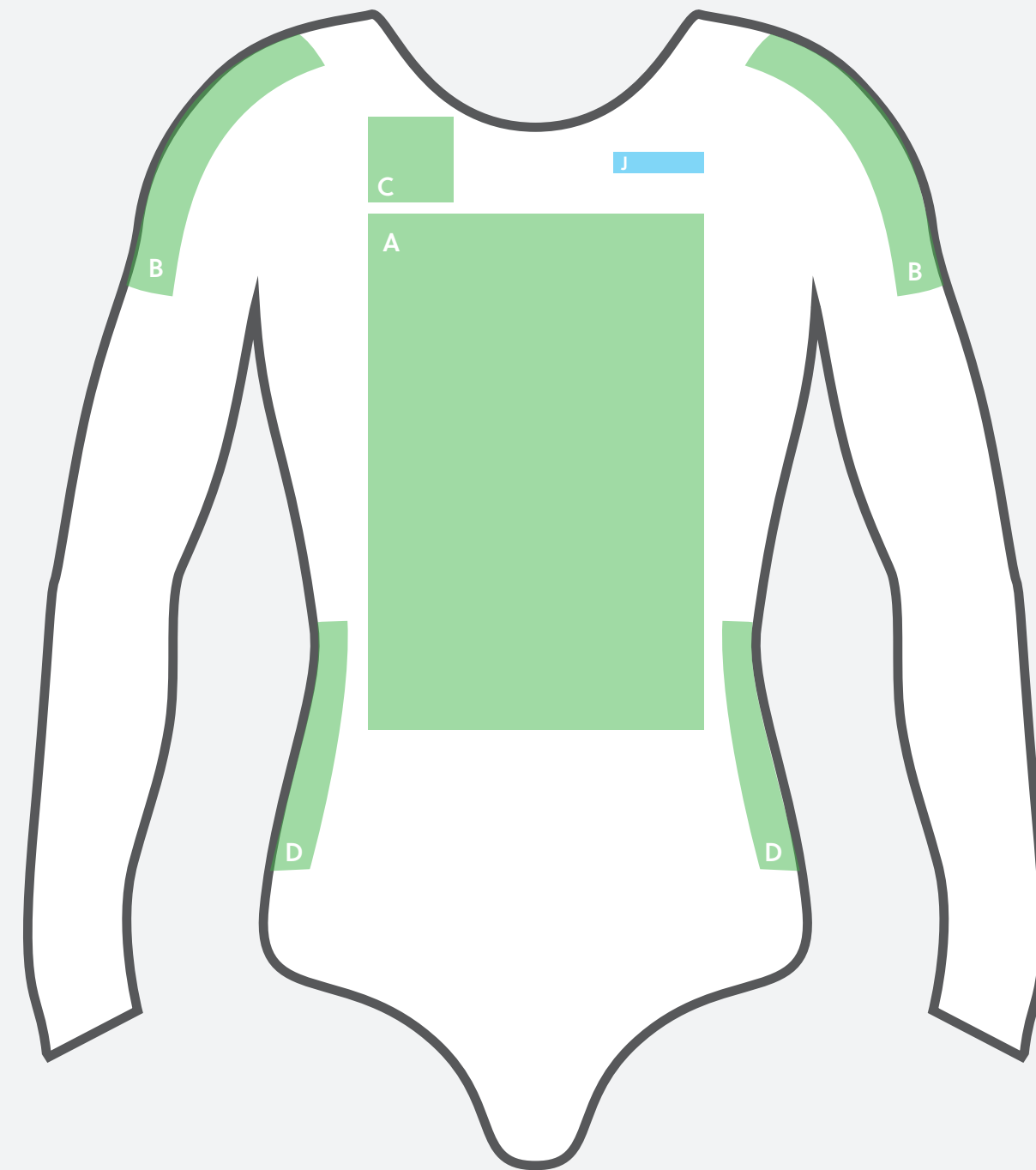
The **Sponsors Logo Zones** are situated in different areas of the Jersey/Suit, as indicated in the **green areas** on all the previews.

- Area A:** max. 30 cm high
- Area B:** max. 9 cm high strips
- Area C:** max. 64 cm²
- Area D:** max. 9 cm high strips
- Area F:** max. 20 cm high

Safety distance

Each zone must be at a distance of **at least 30mm** from any other zone as well as from all edges of the jersey.

Note:
Positioning and dimensions of the logos on the chest and the back of the bodysuit are the same for the UCI Rainbow Jersey short sleeves and long sleeves.



Jersey

Example of zone uses

Manufacturer Logo Zone

Santini

Rider's/Team's Sponsors Logo Zone

- Area A: Mitas
- Area B: ProGate
- Area D: SeaSucker
- Area F: Mitas



FRONT



BACK

Jersey with National Flag Sleeve

Example of zone uses

Under the prior approval of the concerned National Federation and instead of wearing a traditional national champions jersey in the sense of the provision 1.3.068, the national champions in MTB DHI, MTB 4X, MTB Enduro and BMX have the possibility to wear a distinct national champion jersey with the left arm sleeve representing the flag of the rider's country.

No advertising is authorized on that left arm sleeve of the national champion jersey. Apart from the left arm sleeve and without prejudice to the provisions 1.3.026 to 1.3.044, the remaining spaces (e.g. front, back and right arm sleeve) are let at the disposal of the rider's/team's for their usual sponsors.

