

Event 11 Women U19 Omnium 5Km Scratch Race
Results / Résultats

Race distance: 5 km (20 laps)

Elapsed time: 00:00

Average speed: Speed: Infinity km/h

Rank	Bib	Name	Nation	Team	Laps Down
1	64	BORTHWICK Jenna		CTB	
2	68	SYKES Amelia		CTB	
3	67	SPURWAY Charlotte		CTB	
4	62	BLACKMORE Aimee		AKL	
5	66	LOWRY Maddison		CTB	
6	69	TOWNSEND Bee		AKL	
7	63	BLISS Holly		WBOP	
8	70	WALKER Sammie		CTB	
9	61	ANDERSON Keisha		WBOP	
10	65	GRANT Mikaela		CTB	

Communiqué approved by the Secretary of the Commissaires Panel

Report printed: 28/11/2020 10:16

SPORTS TIMING SOFTWARE

www.veloreults.com

TCM v4 Page 1/1




27th - 29th November 2020

Communiqué n° 11R

Women U19 Omnium Results / Résultats

Rank No.	Name	Team	U19 SCR	U19 TEM	U19 ELIM	Subtotal Points	Points Race						Lap Points	Finish Order	Total	
							1	2	3	4	5	6				
1	64 BORTHWICK Jenna	CTB	40 (1)			40									0	
2	68 SYKES Amelia	CTB	38 (2)			38									0	
3	67 SPURWAY Charlotte	CTB	36 (3)			36									0	
4	62 BLACKMORE Aimee	AKL	34 (4)			34									0	
5	66 LOWRY Maddison	CTB	32 (5)			32									0	
6	69 TOWNSEND Bee	AKL	30 (6)			30									0	
7	63 BLISS Holly	WBOP	28 (7)			28									0	
8	70 WALKER Sammie	CTB	26 (8)			26									0	
9	61 ANDERSON Keisha	WBOP	24 (9)			24									0	
10	65 GRANT Mikaela	CTB	22 (10)			22									0	

Communiqué approved by the Secretary of the Commissaires Panel 

27th - 29th November 2020

Event 12 Men U19 Omnium 7.5Km Scratch Race
Results / Résultats

Race distance: 7.5 km (30 laps)

Elapsed time: 00:00

Average speed: Speed: Infinity km/h

Rank	Bib	Name	Nation	Team	Laps Down
1	51	PATTERSON Zakk		WBOP	
2	53	VAN HEYNINGEN Michiel		CTB	
3	45	FITZSIMONS Mitchel		SLD	
4	52	RUSSELL Jaxson		WBOP	
5	44	DOUGLAS Joel		AKL	
6	54	WATSON-PALMER Oliver		WBOP	
7	50	MACLEOD Ryan		CTB	
8	43	DAVIS Matt		WBOP	
9	42	CONNOLLY Redmond		AKL	
10	49	JOHNSTON Lewis		WBOP	
11	47	GILLINGHAM Jack		WBOP	
12	41	BORRIE Morgan		SLD	
	46	FRAZER Mitch		AKL	DNF

Communiqué approved by the Secretary of the Commissaires Panel

Report printed: 28/11/2020 10:28



27th - 29th November 2020

Communiqué n° 22S

Men U19 Omnium Results / Résultats


Rank No.	Name	Team	U19M SCR	U19M TEM	U19M ELIM	Subtotal Points	Points Race								Lap Points	Finish Order	Total
							1	2	3	4	5	6	7	8			
1	51 PATTERSON Zakk	WBOP	40 (1)			40									0		
2	53 VAN HEYNINGEN Michiel	CTB	38 (2)			38									0		
3	45 FITZSIMONS Mitchel	SLD	36 (3)			36									0		
4	52 RUSSELL Jaxson	WBOP	34 (4)			34									0		
5	44 DOUGLAS Joel	AKL	32 (5)			32									0		
6	54 WATSON-PALMER Oliver	WBOP	30 (6)			30									0		
7	50 MACLEOD Ryan	CTB	28 (7)			28									0		
8	43 DAVTS Matt	WBOP	26 (8)			26									0		
9	42 CONNOLLY Redmond	AKL	24 (9)			24									0		
10	49 JOHNSTON Lewis	WBOP	22 (10)			22									0		
11	47 GILLINGHAM Jack	WBOP	20 (11)			20									0		
12	41 BORRIE Morgan	SLD	18 (12)			18									0		
13	46 FRAZER Mitch	AKL	0 (99)	DNF	DNF	DNF									0		

Communiqué approved by the Secretary of the Commissaires Panel

Event 13 Para C1 - 5 Women 3000M Individual Pursuit
Qualifying
Final


Rank	Bib	Name	Team	1000m	2000m	Time	Speed
1	101	ELLINGTON Sarah	AKL	1:29.074(1)	2:53.946(1) 1:24.872(1)	4:23.019 1:29.073(1)	41.061 km/h

Communiqué approved by the Secretary of the Commissaires Panel



Rank	Bib	Name	Team	1000m	2000m	Time	Speed
1	33	SHIELDS Nicole	SLD	1:13.014(1)	2:20.923(1) 1:07.909(1)	3:27.960 1:07.037(1)	51.933 km/h
2	35	WOLLASTON Nina	WBOP	1:13.925(2)	2:22.948(2) 1:09.023(2)	3:37.171 1:14.223(2)	49.730 km/h

Communiqué approved by the Secretary of the Commissaires Panel



Event 16 Para C4 - 5 Men 4000M Individual Pursuit Qualifying

**Final
Results / Résultats**

Rank	Bib	Name	Team	1000m	2000m	3000m	Time	Speed
1	105	BRIGGS Devon Jack	WBOP	1:19.225(1)	2:31.333(1) 1:12.108(1)	3:43.291(1) 1:11.958(1)	4:50.479 1:07.188(1)	49.573 km/h
2	104	BLINCOE Nick	AKL	1:23.486(3)	2:42.710(2) 1:19.224(2)	4:01.865(2) 1:19.155(2)	5:18.482 1:16.617(2)	45.214 km/h
3	106	FILE Lindsay	WBOP	1:26.628(4)	2:46.534(3) 1:19.906(3)	4:07.287(3) 1:20.753(3)	5:25.752 1:18.465(3)	44.205 km/h
4	108	WESTENBERG Ben	WBOP	1:23.257(2)	2:46.638(4) 1:23.381(4)	4:12.170(4) 1:25.532(4)	5:35.087 1:22.917(4)	42.973 km/h

Notes: 105 Devon Jack Briggs unfactored time 4.53.058
104 Nick Blincoe unfactored time 5.21.310
106 Lindsay File unfactored time 5.28.644

Communiqué approved by the President of the Commissaires Panel



OMNIUM & MADISON
NATIONAL
CHAMPIONSHIPS



27th - 29th November 2020

Communiqué n° 27R

Event 17 Para Tandem Men 4000M Individual Pursuit Qualifying

Final

Results / Résultats

Rank	Bib	Name	Team	1000m	2000m	3000m	Time	Speed
1	109	WILSON Mitchell	WBOP	1:10.738(1)	2:17.672(1) 1:06.934(1)	3:26.448(1) 1:08.776(1)	4:37.713 1:11.265(1)	51.852 km/h

Communiqué approved by the President of the Commissaires Panel

Report printed: 28/11/2020 11:19

27th - 29th November 2020

Communiqué n° 28

Event 18 Womens Sprint Semi Finals
Results / Résultats

Place	Bib	Name	Team	Race 1	Race 2	Decider
Semi Final 1						
1	71	ANDREWS Ellesse	WBOP	X	X	
2	75	KING Olivia	WBOP			
				Time:00.000	Time:00.000	
				Infinitykm/h	Infinitykm/h	
Semi Final 2						
1	74	FULTON Shaane	TSM	X	X	
2	72	CUMMING Emma	SLD			
				Time:00.000	Time:00.000	
				Infinitykm/h	Infinitykm/h	

Winners to Gold Final, Losers to Bronze Final

Communiqué approved by the Secretary of the Commissaires Panel

Event 18a - Men's Sprint 5-8 Final.

START LIST

88 Callum Saunders

81 Jordan Castle (w)

82 Patrick Clancy

84 Jayden Fleming

Result

81	5
88	6
82	7
84	8



Event 19 Mens Sprint Quarter Finals
Results / Résultats

Place	Bib	Name	Team		
Quarter Final 1					
1	89	WEBSTER Sam	AKL	X	Time:00.000
2	84	FLEMING Jayden	WBOP		Speed: Infinitykm/h
Quarter Final 2					
1	86	MITCHELL Ethan	AKL	X	Time:00.000
2	82	CLANCY Patrick	WBOP		Speed: Infinitykm/h
Quarter Final 3					
1	83	DAKIN Sam	AKL	X	Time:00.000
2	81	CASTLE Jordan	WCNI		Speed: Infinitykm/h
Quarter Final 4					
1	85	KNIFE Bradley	SLD	X	Time:00.000
2	88	SAUNDERS Callum	TSM		Speed: Infinitykm/h

Winners to Semi Finals

Communiqué approved by the Secretary of the Commissaires Panel

27th - 29th November 2020

Communiqué n°

Event 20 Girls U17 Scratch Race 5000M
Results / Résultats

Race distance: 5 km (20 laps)

Elapsed time: 00:00

Average speed: Speed: Infinity km/h

Rank	Bib	Name	Nation	Team	Laps Down
1	115	GRAY Seana		WBOP	
2	119	SPRING Ruby		AKL	
3	118	SIMPSON Georgia		WCNI	
4	111	BLACKMORE Emma		AKL	
5	116	HAYES Molly		WBOP	
6	112	CARSWELL Jess		WBOP	
7	117	LASCHET Anna		WBOP	
8	135	BARNETT Mackenzie		WBOP	-1
	114	EARL Charlotte		WBOP	DNF
	113	CORDERY Gemma		WBOP	DNF

Communiqué approved by the Secretary of the Commissaires Panel

Report printed: 28/11/2020 11:52

Event 21 Boys U17 Scratch Race 5000M
Results / Résultats

Race distance: 5 km (20 laps)

Elapsed time: 00:00

Average speed: Speed: Infinity km/h

Rank	Bib	Name	Nation	Team	Laps Down
1	122	BONESS Nate		AKL	
2	121	BANKS Hamish		WBOP	
3	129	MORRISON Maui		WBOP	
4	130	NORWELL Austin		AKL	
5	127	HANSEN Ryan		WBOP	
6	128	HART Ethan		WBOP	
7	133	WRIGHT Frankie		WBOP	
8	124	CRAW Ta		WCNI	
9	134	GRIMSHAW Louis		WBOP	
10	126	FOSTER Kane		WBOP	
11	131	OVERWEEL Jack		WCNI	
12	132	WILLIS Jesse		SLD	
13	125	CRONJE Kehan		WBOP	
14	123	CRAW Harrison		WCNI	

Communiqué approved by the Secretary of the Commissaires Panel



27th - 29th November 2020

Event 22 Women U19 Omnium 5Km Tempo Race
Results / Résultats

Rank	Bib	Name	Team	Sprints Won	Lap Points	Finish Order	Points
1	68	Amelia SYKES	CTB	8, 9, 12, 16	0	1	4
2	64	Jenna BORTHWICK	CTB	4, 11, 13	0	2	3
3	67	Charlotte SPURWAY	CTB	1, 5, 10	0	3	3
4	70	Sammie WALKER	CTB	14, 15	0	5	2
5	69	Bee TOWNSEND	AKL	2, 3	0	8	2
6	63	Holly BLISS	WBOP	6, 7	0	9	2
7	62	Aimee BLACKMORE	AKL		0	4	0
8	66	Maddison LOWRY	CTB		0	6	0
9	65	Mikaela GRANT	CTB		0	7	0
	61	ANDERSON Keisha ANDE	WBOP		0	0	DNF

Communiqué approved by the Secretary of the Commissaires Panel

Report printed: 28/11/2020 12:21

www.veloresults.com

TCM v2

Page 1/



OMNIUM & MADISON
NATIONAL
CHAMPIONSHIPS
Cycling Canada
Cycling Canada

27th - 29th November 2020

Communiqué n° 32R

Women U19 Omnium
Results / Résultats

Rank No.	Name	Team	U19 SCR		U19 TEM		U19 ELIM		Subtotal Points	Points Race						Lap Points	Finish Order	Total
1	68 SYKES Amelia	CTB	38 (2)	40 (1)					78								0	
2	64 BORTHWICK Jenna	CTB	40 (1)	38 (2)					78								0	
3	67 SPURWAY Charlotte	CTB	36 (3)	36 (3)					72								0	
4	69 TOWNSEND Bee	AKL	30 (6)	32 (5)					62								0	
5	62 BLACKMORE Aimee	AKL	34 (4)	28 (7)					62								0	
6	70 WALKER Sammie	CTB	26 (8)	34 (4)					60								0	
7	63 BLISS Holly	WBOP	28 (7)	30 (6)					58								0	
8	66 LOWRY Maddison	CTB	32 (5)	26 (8)					58								0	
9	65 GRANT Mikaela	CTB	22 (10)	24 (9)					46								0	
10	61 ANDERSON Keisha	WBOP	24 (9)	DNF													0	

[Signature]

Communiqué approved by the Secretary of the Commissaires Panel

27th - 29th November 2020

Communiqué n° 33

Event 23 Men U19 Omnium 7.5Km Tempo Race
Results / Résultats

Rank	Bib	Name	Team	Sprints Won	Lap Points	Finish Order	Points
1	44	Joel DOUGLAS	AKL	10, 11, 12, 13, 14, 15, 16, 17, 18, 19, 20, 21, 22	0	7	13
2	45	Mitchel FITZSIMONS	SLD	24, 25, 26	0	1	3
3	50	Ryan MACLEOD	CTB	2, 5, 8	0	3	3
4	54	Oliver WATSON-PALMER	WBOP	3, 6, 9	0	6	3
5	51	Zakk PATTERSON	WBOP	23	0	2	1
6	53	Michiel VAN HEYNINGEN	CTB	1	0	10	1
7	49	Lewis JOHNSTON	WBOP		0	4	0
8	47	Jack GILLINGHAM	WBOP		0	5	0
9	52	Jaxson RUSSELL	WBOP		0	9	0
10	41	Morgan BORRIE	SLD		0	11	0
11	42	Redmond CONNOLLY	AKL		0	12	0
12	43	Matt DAVIS	WBOP	4, 7	-20	8	-18


Communiqué approved by the Secretary of the Commissaires Panel

Report printed: 28/11/2020 12:36

www.veloresults.com

TCM v2

Page 1/1



27th - 29th November 2020

Communiqué n° 33R

Men U19 Omnium Results / Résultats

Rank No.	Name	Team	U19M SCR	U19M TEM	U19M ELIM	Subtotal Points	Points Race								Lap Points	Finish Order	Total
							1	2	3	4	5	6	7	8			
1	45 FITZSIMONS Mitchel	SLD	36 (3)	38 (2)		74											0
2	44 DOUGLAS Joel	AKL	32 (5)	40 (1)		72											0
3	51 PATTERSON Zakk	WBOP	40 (1)	32 (5)		72											0
4	53 VAN HEYNINGEN Michiel	CTB	38 (2)	30 (6)		68											0
5	50 MACLEOD Ryan	CTB	28 (7)	36 (3)		64											0
6	54 WATSON-PALMER Oliver	WBOP	30 (6)	34 (4)		64											0
7	52 RUSSELL Jaxson	WBOP	34 (4)	24 (9)		58											0
8	49 JOHNSTON Lewis	WBOP	22 (10)	28 (7)		50											0
9	47 GILLINGHAM Jack	WBOP	20 (11)	26 (8)		46											0
10	42 CONNOLLY Redmond	AKL	24 (9)	20 (11)		44											0
11	43 DAVIS Matt	WBOP	26 (8)	18 (12)		44											0
12	41 BORRIE Morgan	SLD	18 (12)	22 (10)		40											0
13	46 FRAZER Mitch	AKL	0 (99)	DNF	DNF												0

Communiqué approved by the Secretary of the Commissaires Panel

Event 24 Girls U17 5Km Double Tempo Race Results / Résultats

Race distance: 1 km (20 laps)

Race Time:00:00

Rank	Bib	Name	Team	Sprints										Lap Points	Finish Order	Points	
				1	2	3	4	5	6	7	8	9	10				
1	115	GRAY Seana	WBOP		3	3		2		3	3	3	3		0	1	20
2	118	SIMPSON Georgia	WCNI		3		2	2	3	2	1	1	2	2	0	2	18
3	119	SPRING Ruby	AKL		2	2		3		3		2		1	0	3	13
4	135	BARNETT Mackenzie	WBOP				1	1				2			0	6	4
5	116	HAYES Molly	WBOP		1	1							1	0	0	4	3
6	111	BLACKMORE Emma	AKL						1	1					0	5	2
7	117	LASCHET Anna	WBOP												-20	7	-20
DNF	114	EARL Charlotte	WBOP												-20	0	DNF
DNF	112	CARSWELL Jess	WBOP												-40	0	DNF
DNF	113	CORDERY Gemma	WBOP												-40	0	DNF

Communiqué approved by the Secretary of the Commissaires Panel

Event 25 Boys U17 5Km Double Tempo Race Results / Résultats

Race distance: 5000 km (20 laps)

Race Time:00:00

Rank	Bib	Name	Team	Sprints										Lap Points	Finish Order	Points	
				1	2	3	4	5	6	7	8	9	10				
1	121	BANKS Hamish	WBOP								3	3	3	1	0	3	10
2	133	WRIGHT Frankie	WBOP				1	3	3				1	0	0	4	8
3	122	BONESS Nate	AKL		2					2	2	2			0	7	8
4	131	OVERWEEL Jack	WCNI				3	2	2						0	10	7
5	129	MORRISON Maui	WBOP	3		2				1	1				0	14	7
6	126	FOSTER Kane	WBOP				2	1	1					2	0	2	6
7	127	HANSEN Ryan	WBOP	1		3									0	9	4
8	128	HART Ethan	WBOP											3	0	1	3
9	130	NORWELL Austin	AKL	2											0	8	2
10	132	WILLIS Jesse	SLD												0	11	0
11	124	CRAW Ta	WCNI		1	1									-20	12	-18
12	134	GRIMSHAW Louis	WBOP												-20	5	-20
13	123	CRAW Harrison	WCNI		3										-40	6	-37
14	125	CRONJE Kehan	WBOP												-40	13	-40

Communiqué approved by the Secretary of the Commissaires Panel



OMNIUM & MADISON
NATIONAL
CHAMPIONSHIPS
CYCLING NEW ZEALAND
ZAPL

27th - 29th November 2020

Event 26 Para C1 - 5 Women 3000M Individual Pursuit
Final
Final

Communiqué n° 36R

Rank	Bib	Name	Team	1000m	2000m	Time	Speed
1	101	ELLINGTON Sarah	AKL	1:29.703(1)	2:54.745(1) 1:25.042(1)	4:23.778 1:29.033(1)	40.943 km/h

Communiqué approved by the Secretary of the Commissaires Panel _____