

Event 31 Girls U17 Elimination Race
Results / Résultats

Race distance: 0 km (0 laps)

Elapsed time:

Average Speed:

Rank	Bib	Name	Nation	Team	Laps Down
1	115	GRAY Seana		WBOP	
2	111	BLACKMORE Emma		AKL	
3	119	SPRING Ruby		AKL	
4	118	SIMPSON Georgia		WCNI	
5	112	CARSWELL Jess		WBOP	
6	135	BARNETT Mackenzie		WBOP	
7	113	CORDERY Gemma		WBOP	
8	116	HAYES Molly		WBOP	
9	117	LASCHET Anna		WBOP	
10	114	EARL Charlotte		WBOP	

Communiqué approved by the Secretary of the Commissaires Panel

Report printed: 28/11/2020 17:18

Event 32 Boys U17 Elimination Race
Results / Résultats

Race distance: 0 km (0 laps)

Elapsed time:

Average Speed:

Rank	Bib	Name	Nation	Team	Laps Down
1	122	BONESS Nate		AKL	
2	129	MORRISON Maui		WBOP	
3	131	OVERWEEL Jack		WCNI	
4	121	BANKS Hamish		WBOP	
5	126	FOSTER Kane		WBOP	
6	130	NORWELL Austin		AKL	
7	124	CRAW Ta		WCNI	
8	127	HANSEN Ryan		WBOP	
9	134	GRIMSHAW Louis		WBOP	
10	123	CRAW Harrison		WCNI	
11	133	WRIGHT Frankie		WBOP	
12	125	CRONJE Kehan		WBOP	
13	128	HART Ethan		WBOP	
14	132	WILLIS Jesse		SLD	

Communiqué approved by the Secretary of the Commissaires Panel

Report printed: 28/11/2020 17:30



27th - 29th November 2020


Communiqué n° 40

Event 30 Mens Sprint Semi Finals
Results / Résultats

Place	Bib	Name	Team	Race 1	Race 2	Decider
Semi Final 1						
1	89	WEBSTER Sam	AKL	X	X	
2	85	KNIPE Bradly	SLD			
				Time:00.000 Infinitykm/h	Time:00.000 Infinitykm/h	
Semi Final 2						
1	83	DAKIN Sam	AKL	X		X
2	86	MITCHELL Ethan	AKL		X	
				Time:00.000 Infinitykm/h	Time:00.000 Infinitykm/h	

Winners to Gold Final, losers to Bronze Final

Communiqué approved by the Secretary of the Commissaires Panel



Event 33 Women Elite Elimination Race
Results / Résultats

Race distance: 0 km (0 laps)

Elapsed time:

Average Speed:

Rank	Bib	Name	Nation	Team	Laps Down
1	32	RAY Olivia		AKL	
2	34	WOLLASTON Ally		WBOP	
3	27	HODGES Jessie		WBOP	
4	22	BOTHA Bryony		WBOP	
5	28	KING Courtney		WBOP	

Communiqué approved by the Secretary of the Commissaires Panel

Report printed: 28/11/2020 17:45

SPORTS TIMING SOFTWARE

www.veloresults.com



TCM v4 Page 1/1

Event 34 Men Elite Elimination Race
Results / Résultats


Race distance: 0 km (0 laps)

Elapsed time:

Average Speed:

Rank	Bib	Name	Nation	Team	Laps Down
1	3	GOUGH Regan		ECNI	
2	16	WATTS Kiaan		WBOP	
3	13	STEWART Campbell		WCNI	
4	6	JACKSON George		WBOP	
5	18	WILLIAMS Zac		WBOP	
6	12	SHEARING Conor		SLD	
7	9	KERGOZOU Nick		SLD	
8	11	SEXTON Tom		SLD	
9	7	JONES Hugo		CTB	
10	10	SCOTT Josh		CTB	
11	19	WILLIS Jacob		SLD	

Communiqué approved by the Secretary of the Commissaires Panel



Event 35 Women U19 Omnium Elimination Race
Results / Résultats

Race distance: 0 km (0 laps)

Elapsed time:

Average Speed:

Rank	Bib	Name	Nation	Team	Laps Down
1	64	BORTHWICK Jenna		CTB	
2	67	SPURWAY Charlotte		CTB	
3	68	SYKES Amelia		CTB	
4	69	TOWNSEND Bee		AKL	
5	70	WALKER Sammie		CTB	
6	62	BLACKMORE Aimee		AKL	
7	65	GRANT Mikaela		CTB	
8	66	LOWRY Maddison		CTB	
9	63	BLISS Holly		WBOP	

Communiqué approved by the Secretary of the Commissaires Panel

Report printed: 28/11/2020 18:08

Event 36 Men U19 Omnium Elimination Race
Results / Résultats

Race distance: 0 km (0 laps)

Elapsed time:

Average Speed:

Rank	Bib	Name	Nation	Team	Laps Down
1	51	PATTERSON Zakk		WBOP	
2	44	DOUGLAS Joel		AKL	
3	45	FITZSIMONS Mitchel		SLD	
4	52	RUSSELL Jaxson		WBOP	
5	53	VAN HEYNINGEN Michiel		CTB	
6	50	MACLEOD Ryan		CTB	
7	43	DAVIS Matt		WBOP	
8	54	WATSON-PALMER Oliver		WBOP	
9	41	BORRIE Morgan		SLD	
10	49	JOHNSTON Lewis		WBOP	
11	42	CONNOLLY Redmond		AKL	
12	47	GILLINGHAM Jack		WBOP	

Communiqué approved by the Secretary of the Commissaires Panel



Event 39 Girls U17 Snowball Points Race 3000M
Results / Résultats

Race distance: 3000 km (12 laps) Race Time:00:00

Rank	Bib	Name	Team	Sprints											Lap Points	Finish Order	Points
				1	2	3	4	5	6	7	8	9	10	11			
1	119	SPRING Ruby	AKL						6				10	11	0	1	27
2	115	GRAY Seana	WBOP			3						8	9	2	0	2	22
3	118	SIMPSON Georgia	WCNI					5	7					1	0	3	13
4	111	BLACKMORE Emma	AKL				4							0	0	4	4
5	116	HAYES Molly	WBOP		2										0	5	2
6	113	CORDERY Gemma	WBOP	1											0	8	1
7	117	LASCHET Anna	WBOP												0	6	0
8	112	CARSWELL Jess	WBOP												0	7	0
9	135	BARNETT Mackenzie	WBOP												0	9	0
10	114	EARL Charlotte	WBOP												0	10	0

Communiqué approved by the Secretary of the Commissaires Panel

Event 40 Boys U17 Snowball Points Race 3000M
Results / Résultats

Race distance: 3000 km (12 laps) Race Time:00:00

Rank	Bib	Name	Team	Sprints												Lap Points	Finish Order	Points			
				1	2	3	4	5	6	7	8	9	10	11	12						
1	133	WRIGHT Frankie	WBOP											8	9	10	0	0	4	27	
2	127	HANSEN Ryan	WBOP														11	12	0	1	23
3	131	OVERWEEL Jack	WCNI				5	6											0	8	11
4	130	NORWELL Austin	AKL						7										0	12	7
5	122	BONESS Nate	AKL			4													0	6	4
6	123	CRAW Harrison	WCNI			3													0	11	3
7	121	BANKS Hamish	WBOP														2		0	2	2
8	124	CRAW Ta	WCNI														1		0	3	1
9	126	FOSTER Kane	WBOP																0	5	0
10	132	WILLIS Jesse	SLD																0	7	0
11	134	GRIMSHAW Louis	WBOP																0	10	0
12	128	HART Ethan	WBOP			1	2												-20	9	-17
13	125	CRONJE Kehan	WBOP																-40	13	-40
	129	MORRISON Maui	WBOP																0	0	0


Communiqué approved by the Secretary of the Commissaires Panel

Event 37 Womens Sprint Finals
Results / Résultats

Place	Bib	Name	Team	Race 1	Race 2	Decider
Bronze Final						
1	72	CUMMING Emma	SLD	X	X	
2	75	KING Olivia	WBOP			
				Time:00.000	Time:00.000	
				Infinitykm/h	Infinitykm/h	
Gold Final						
1	71	ANDREWS Ellesse	WBOP	X		X
2	74	FULTON Shaane	TSM		X	
				Time:00.000	Time:00.000	
				Infinitykm/h	Infinitykm/h	

Bronze Final, then Gold Final

Communiqué approved by the Secretary of the Commissaires Panel



27th - 29th November 2020

Communiqué n° 48

Event 38 Mens Sprint Finals

Results / Résultats

Place	Bib	Name	Team	Race 1	Race 2	Decider
Bronze Final						
1	85	KNIPE Bradly	SLD		X	X
2	86	MITCHELL Ethan	AKL	X		
				Time:00.000 Infinitykm/h	Time:00.000 Infinitykm/h	
Gold Final						
1	89	WEBSTER Sam	AKL	X	X	
2	83	DAKIN Sam	AKL			
				Time:00.000 Infinitykm/h	Time:00.000 Infinitykm/h	

Bronze Final, then Gold Final

Warning - A1 -- rider 83 for not holding his line during the final sprint

Communiqué approved by the Secretary of the Commissaires Panel

Event 41 Women U19 Omnium 15Km Points Race Results / Résultats

Race distance: 15000 km (60 laps) Race Time:00:00

Rank	Bib	Name	Team	Sprints						Lap Points	Finish Order	Points
				1	2	3	4	5	6			
1	64	BORTHWICK Jenna	CTB		3	5	5	5	10	0	1	146
2	68	SYKES Amelia	CTB	1	1	3	2	3	6	0	2	130
3	67	SPURWAY Charlotte	CTB		2	2	3	2	4	0	3	123
4	69	TOWNSEND Bee	AKL				1		2	0	4	99
5	62	BLACKMORE Aimee	AKL			1		1		0	5	94
6	70	WALKER Sammie	CTB							0	6	92
7	66	LOWRY Maddison	CTB	3						0	7	87
8	65	GRANT Mikaela	CTB	5	5					0	8	84
9	63	BLISS Holly	WBOP	2						0	9	84
	61	ANDERSON Keisha	WBOP							0	0	DNS

Communiqué approved by the Secretary of the Commissaires Panel

Report printed: 28/11/2020 19:41

~~SENSITIVE~~

www.veloresults.com

TCM 2 Page 1/1



Women U19 Omnium
Results / Résultats

Rank No.	Name	Team	U19 SCR	U19 TEM	U19 ELIM	Subtotal Points	Points Race						Lap Points	Finish Order	Total		
							1	2	3	4	5	6					
1	BORTHWICK Jenna	CTB	40 (1)	38 (2)	40 (1)	118									0	1	146
2	SYKES Amelia	CTB	38 (2)	40 (1)	36 (3)	114	1	1	3	2	3	6			0	2	130
3	SPURWAY Charlotte	CTB	36 (3)	36 (3)	38 (2)	110	2	2	3	2	4				0	3	123
4	TOWNSEND Bee	AKL	30 (6)	32 (5)	34 (4)	96				1					0	4	99
5	BLACKMORE Aimee	AKL	34 (4)	28 (7)	30 (6)	92				1					0	5	94
6	WALKER Sammie	CTB	26 (8)	34 (4)	32 (5)	92									0	6	92
7	LOWRY Maddison	CTB	32 (5)	26 (8)	26 (8)	84	3								0	7	87
8	GRANT Mikaela	CTB	22 (10)	24 (9)	28 (7)	74	5	5							0	8	84
9	BLISS Holly	WBOP	28 (7)	30 (6)	24 (9)	82	2								0	9	84
61	ANDERSON Keisha	WBOP	24 (9)	DNF	DNF										0	0	DNS


Communiqué approved by the Secretary of the Commissaires Panel

Event 42 Men U19 Omnium 20Km Points Race
Results / Résultats

Race distance: 20000 km (80 laps) Race Time:00:00

Rank	Bib	Name	Team	Sprints								Lap Points	Finish Order	Points
				1	2	3	4	5	6	7	8			
1	51	PATTERSON Zakk	WBOP	5	3	3		3	5	2		0	5	133
2	44	DOUGLAS Joel	AKL	1				5		1	10	0	1	127
3	45	FITZSIMONS Mitchel	SLD	2	1	5		1	1		2	0	4	122
4	54	WATSON-PALMER Oliv	WBOP		5			2	2	3	6	0	2	108
5	53	VAN HEYNINGEN Michi	CTB				3		3			0	9	106
6	50	MACLEOD Ryan	CTB			2	1				4	0	3	101
7	49	JOHNSTON Lewis	WBOP			1	5				5	0	7	83
8	43	DAVIS Matt	WBOP		2		2					0	11	76
9	47	GILLINGHAM Jack	WBOP									0	6	64
10	41	BORRIE Morgan	SLD									0	8	64
11	52	RUSSELL Jaxson	WBOP									-40	10	52
DNF	42	CONNOLLY Redmond	AKL	3								-20	0	DNF
DNF	46	FRAZER Mitch	AKL									0	0	DNF

Communiqué approved by the Secretary of the Commissaires Panel



Men U19 Omnium
Results / Résultats

Rank No.	Name	Team	U19M SCR			U19M TEM			U19M ELIM			Subtotal Points	Points Race								Lap Points	Finish Order	Total
			1	2	3	1	2	3	1	2	3		1	2	3	4	5	6	7	8			
1	51 PATTERSON Zakk	WBOP	40 (1)	32 (5)	40 (1)	40 (1)	38 (2)	36 (3)	32 (5)	38 (2)	36 (3)	112	5	3	3	3	5	2	0	5	133		
2	44 DOUGLAS Joel	AKL	32 (5)	40 (1)	38 (2)	38 (2)	36 (3)	34 (4)	40 (1)	38 (2)	36 (3)	110	1			5	1	10	0	1	127		
3	45 FITZSIMONS Mitchel	SLD	36 (3)	38 (2)	34 (4)	38 (2)	36 (3)	30 (6)	38 (2)	36 (3)	110	2	1	5	1	1	2	0	4	122			
4	54 WATSON-PALMER Oliver	WBOP	30 (6)	34 (4)	30 (6)	34 (4)	30 (6)	28 (7)	34 (4)	26 (8)	90	5			2	2	3	6	0	2	108		
5	53 VAN HEYNINGEN Michiel	CTB	38 (2)	30 (6)	38 (2)	30 (6)	32 (5)	30 (6)	30 (6)	32 (5)	100				3	3		0	9	106			
6	50 MACLEOD Ryan	CTB	28 (7)	36 (3)	30 (6)	36 (3)	30 (6)	28 (7)	36 (3)	30 (6)	94				2	1		4	3	101			
7	49 JOHNSTON Lewis	WBOP	22 (10)	28 (7)	22 (10)	28 (7)	22 (10)	22 (10)	28 (7)	22 (10)	72				1	5	5	0	7	83			
8	43 DAVIS Matt	WBOP	26 (8)	18 (12)	26 (8)	18 (12)	28 (7)	26 (8)	18 (12)	28 (7)	72				2	2		0	11	76			
9	47 GILLINGHAM Jack	WBOP	20 (11)	26 (8)	20 (11)	26 (8)	18 (12)	20 (11)	26 (8)	18 (12)	64							0	6	64			
10	41 BORRIE Morgan	SLD	18 (12)	22 (10)	18 (12)	22 (10)	24 (9)	18 (12)	22 (10)	24 (9)	64							0	8	64			
11	52 RUSSELL Jaxson	WBOP	34 (4)	24 (9)	34 (4)	24 (9)	34 (4)	24 (9)	24 (9)	34 (4)	92							-40	10	52			
42	CONWOLLY Redmond	AKL	24 (9)	20 (11)	24 (9)	20 (11)	20 (11)	20 (11)	20 (11)	20 (11)		3						-20	0	DNF			
46	FRAZER Mitch	AKL	0 (99)	DNF	0 (99)	DNF	DNF	DNF	DNF	DNF								0	0	DNF			


Communiqué approved by the Secretary of the Commissaires Panel 

Event 37 Womens Sprint Finals
Results / Résultats

Place	Bib	Name	Team	Race 1	Race 2	Decider
Bronze Final						
1	72	CUMMING Emma	SLD	X	X	
2	75	KING Olivia	WBOP			
				Time:00.000 Infinitykm/h	Time:00.000 Infinitykm/h	
Gold Final						
1	71	ANDREWS Ellesse	WBOP	X		X
2	74	FULTON Shaane	TSM		X	
				Time:00.000 Infinitykm/h	Time:00.000 Infinitykm/h	

Bronze Final, then Gold Final

Communiqué approved by the Secretary of the Commissaires Panel



27th - 29th November 2020

Communiqué n° 48

Event 38 Mens Sprint Finals
Results / Résultats

Place	Bib	Name	Team	Race 1	Race 2	Decider
Bronze Final						
1	85	KNIPE Bradly	SLD		X	X
2	86	MITCHELL Ethan	AKL	X		
				Time:00.000 Infinitykm/h	Time:00.000 Infinitykm/h	
Gold Final						
1	89	WEBSTER Sam	AKL	X	X	
2	83	DAKIN Sam	AKL			
				Time:00.000 Infinitykm/h	Time:00.000 Infinitykm/h	

Bronze Final, then Gold Final

Warning - A1 -- rider 83 for not holding his line during the final sprint

Communiqué approved by the Secretary of the Commissaires Panel