

**Event 56 Women Elite Keirin 1st Rd**  
**Results / Résultats**

Race distance: 6 laps

| Rank | No. | Rider | Nation | Team |
|------|-----|-------|--------|------|
|------|-----|-------|--------|------|

**Heat 1**

Time: 00.000  
Speed: Infinitykm/h

|   |    |                 |  |      |
|---|----|-----------------|--|------|
| 1 | 71 | ANDREWS Ellesse |  | WBOP |
| 2 | 75 | KING Olivia     |  | WBOP |
| 3 | 79 | SCHULER Jes     |  | WBOP |
| 4 | 73 | DUNN Rhiannon   |  | WBOP |


**Heat 2**

Time: 00.000  
Speed: Infinitykm/h

|   |    |                 |  |      |
|---|----|-----------------|--|------|
| 1 | 74 | FULTON Shaane   |  | TSM  |
| 2 | 72 | CUMMING Emma    |  | SLD  |
| 3 | 77 | DE VRIES Sophie |  | AKL  |
| 4 | 76 | CAWOOD Lily     |  | WBOP |

First 3 from each heat to 1-6 final, there is no B Final

Communiqué approved by the Secretary of the Commissaires Panel



27th - 29th November 2020

Communiqué n° 57


**Event 57 Men Elite Keirin 1st Rd**  
**Results / Résultats**

Race distance: 6 laps

| Rank          | No. | Rider           | Nation | Team                                |
|---------------|-----|-----------------|--------|-------------------------------------|
| <b>Heat 1</b> |     |                 |        |                                     |
|               |     |                 |        | Time: 00.000<br>Speed: Infinitykm/h |
| 1             | 83  | DAKIN Sam       |        | AKL                                 |
| 2             | 91  | LART Kaio       |        | TSM                                 |
| 3             | 88  | SAUNDERS Callum |        | TSM                                 |
| 4             | 85  | KNIPE Bradly    |        | SLD                                 |
| 5             | 90  | COLTMAN Hamish  |        | WBOP                                |
| <b>Heat 2</b> |     |                 |        |                                     |
|               |     |                 |        | Time: 00.000<br>Speed: Infinitykm/h |
| 1             | 89  | WEBSTER Sam     |        | AKL                                 |
| 2             | 81  | CASTLE Jordan   |        | WCNI                                |
| 3             | 82  | CLANCY Patrick  |        | WBOP                                |
| 4             | 84  | FLEMING Jayden  |        | WBOP                                |
| 5             | 92  | MANN Jared      |        | WBOP                                |

First 3 from each heat to 1-6 final, rest to 7-10 final

Communiqué approved by the Secretary of the Commissaires Panel



27th - 29th November 2020

Communiqué n°

**Event 58 Women U19 Elimination**  
**Results / Résultats**

Race distance: 0 km (0 laps)

Elapsed time:

Average Speed:

| Rank | Bib | Name              | Nation | Team | Laps Down |
|------|-----|-------------------|--------|------|-----------|
| 1    | 62  | BLACKMORE Aimee   |        | AKL  |           |
| 2    | 70  | WALKER Sammie     |        | CTB  |           |
| 3    | 69  | TOWNSEND Bee      |        | AKL  |           |
| 4    | 67  | SPURWAY Charlotte |        | CTB  |           |
| 5    | 61  | ANDERSON Keisha   |        | WBOP |           |
| 6    | 65  | GRANT Mikaela     |        | CTB  |           |
| 7    | 66  | LOWRY Maddison    |        | CTB  |           |

Communiqué approved by the Secretary of the Commissaires Panel

Report printed: 29/11/2020 15:22

27th - 29th November 2020

Communiqué n° 5

**Event 59 Men U19 Elimination Race**  
**Results / Résultats**

Race distance: 0 km (0 laps)

Elapsed time:

Average Speed:

| Rank | Bib | Name                  | Nation | Team | Laps Down |
|------|-----|-----------------------|--------|------|-----------|
| 1    | 51  | PATTERSON Zakk        |        | WBOP |           |
| 2    | 44  | DOUGLAS Joel          |        | AKL  |           |
| 3    | 41  | BORRIE Morgan         |        | SLD  |           |
| 4    | 53  | VAN HEYNINGEN Michiel |        | CTB  |           |
| 5    | 52  | RUSSELL Jaxson        |        | WBOP |           |
| 6    | 54  | WATSON-PALMER Oliver  |        | WBOP |           |
| 7    | 50  | MACLEOD Ryan          |        | CTB  |           |
| 8    | 43  | DAVIS Matt            |        | WBOP |           |
| 9    | 45  | FITZSIMONS Mitchel    |        | SLD  |           |
| 10   | 47  | GILLINGHAM Jack       |        | WBOP |           |

Communiqué approved by the Secretary of the Commissaires Panel

Report printed: 29/11/2020 15:31

27th - 29th November 2020

**Event 60 Women Elite Omnium Elimination Race**  
**Results / Résultats**

Race distance: 0 km (0 laps)

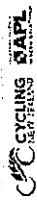

Elapsed time:

Average Speed:

| Rank | Bib | Name             | Nation | Team | Laps Down |
|------|-----|------------------|--------|------|-----------|
| 1    | 33  | SHIELDS Nicole   |        | SLD  |           |
| 2    | 22  | BOTHA Bryony     |        | WBOP |           |
| 3    | 23  | BUCHANAN Rushlee |        | WBOP |           |
| 4    | 24  | DANFORD Georgia  |        | AKL  |           |
| 5    | 26  | GREEN Tyla       |        | SLD  |           |
| 6    | 27  | HODGES Jessie    |        | WBOP |           |
| 7    | 32  | RAY Olivia       |        | AKL  |           |
| 8    | 30  | MILNE Mckenzie   |        | WBOP |           |
| 9    | 34  | WOLLASTON Ally   |        | WBOP |           |
| 10   | 31  | PATERSON Emily   |        | SLD  |           |
| 11   | 29  | MCMULLEN Rylee   |        | SLD  |           |
| 12   | 21  | ANDERSON Mya     |        | WBOP |           |

Communiqué approved by the Secretary of the Commissaires Panel

Report printed: 29/11/2020 15:42



27th - 29th November 2020

Communiqué n° 70R

## Women Elite Omnium Results / Résultats

| Rank No. | Name                | Team | WMN SCR | WMN TEM | WMN ELIM | Subtotal Points | Points Race |   |   |   |   |   |   |   | Lap Points | Finish Order | Total |
|----------|---------------------|------|---------|---------|----------|-----------------|-------------|---|---|---|---|---|---|---|------------|--------------|-------|
|          |                     |      |         |         |          |                 | 1           | 2 | 3 | 4 | 5 | 6 | 7 | 8 |            |              |       |
| 1        | 33 SHIELDS Nicole   | SLD  | 36 (3)  | 36 (3)  | 40 (1)   | 112             |             |   |   |   |   |   |   |   |            | 0            |       |
| 2        | 30 MILNE Mckenzie   | WBOP | 40 (1)  | 34 (4)  | 26 (8)   | 100             |             |   |   |   |   |   |   |   |            | 0            |       |
| 3        | 22 BOTHA Bryony     | WBOP | 22 (10) | 38 (2)  | 38 (2)   | 98              |             |   |   |   |   |   |   |   |            | 0            |       |
| 4        | 27 HODGES Jessie    | WBOP | 38 (2)  | 30 (6)  | 30 (6)   | 98              |             |   |   |   |   |   |   |   |            | 0            |       |
| 5        | 32 RAY Olivia       | AKL  | 24 (9)  | 40 (1)  | 28 (7)   | 92              |             |   |   |   |   |   |   |   |            | 0            |       |
| 6        | 23 BUCHANAN Rushlee | WBOP | 26 (8)  | 26 (8)  | 36 (3)   | 88              |             |   |   |   |   |   |   |   |            | 0            |       |
| 7        | 24 DANFORD Georgia  | AKL  | 32 (5)  | 22 (10) | 34 (4)   | 88              |             |   |   |   |   |   |   |   |            | 0            |       |
| 8        | 34 WOLLASTON Ally   | WBOP | 34 (4)  | 28 (7)  | 24 (9)   | 86              |             |   |   |   |   |   |   |   |            | 0            |       |
| 9        | 31 PATERSON Emily   | SLD  | 28 (7)  | 32 (5)  | 22 (10)  | 82              |             |   |   |   |   |   |   |   |            | 0            |       |
| 10       | 29 MCMULLEN Rylee   | SLD  | 30 (6)  | 24 (9)  | 20 (11)  | 74              |             |   |   |   |   |   |   |   |            | 0            |       |
| 11       | 26 GREEN Tyla       | SLD  | 20 (11) | 20 (11) | 32 (5)   | 72              |             |   |   |   |   |   |   |   |            | 0            |       |
| 12       | 21 ANDERSON Mya     | WBOP | 18 (12) | 18 (12) | 18 (12)  | 54              |             |   |   |   |   |   |   |   |            | 0            |       |
| 13       | 28 KING Courtney    | WBOP | 14 (14) | DNF     | DNF      |                 |             |   |   |   |   |   |   |   |            | 0            |       |
| 14       | 25 EDMONDSTON Holly | MSC  | 16 (13) | DNF     | DNF      |                 |             |   |   |   |   |   |   |   |            | 0            |       |

Communiqué approved by the Secretary of the Commissaires Panel

27th - 29th November 2020

Communiqué n° :

## Event 64 Women Elite Omnium 20Km Points race Results / Résultats

Race distance: 20000 km (80 laps) Race Time:00:00


| Rank | Bib | Name             | Team | Sprints |   |   |   |   |   |   |    | Lap Points | Finish Order | Points     |
|------|-----|------------------|------|---------|---|---|---|---|---|---|----|------------|--------------|------------|
|      |     |                  |      | 1       | 2 | 3 | 4 | 5 | 6 | 7 | 8  |            |              |            |
| 1    | 33  | SHIELDS Nicole   | SLD  | 1       | 3 |   | 3 |   | 2 |   | 10 | 0          | 1            | <b>131</b> |
| 2    | 27  | HODGES Jessie    | WBOP |         | 5 | 5 | 5 | 2 | 5 | 5 |    | 0          | 5            | <b>125</b> |
| 3    | 22  | BOTHA Bryony     | WBOP |         | 1 | 3 |   |   | 1 | 3 |    | 0          | 8            | <b>106</b> |
| 4    | 32  | RAY Olivia       | AKL  | 5       |   |   | 2 |   |   |   | 6  | 0          | 2            | <b>105</b> |
| 5    | 30  | MILNE Mckenzie   | WBOP |         |   |   |   |   | 3 |   |    | 0          | 6            | <b>103</b> |
| 6    | 24  | DANFORD Georgia  | AKL  |         |   | 1 |   | 3 |   | 2 |    | 0          | 7            | <b>94</b>  |
| 7    | 34  | WOLLASTON Ally   | WBOP |         |   | 2 |   | 1 |   | 1 |    | 0          | 9            | <b>90</b>  |
| 8    | 31  | PATERSON Emily   | SLD  |         |   |   |   |   |   |   | 4  | 0          | 3            | <b>86</b>  |
| 9    | 29  | MCMULLEN Rylee   | SLD  | 2       | 2 |   |   | 1 | 5 |   | 2  | 0          | 4            | <b>86</b>  |
| 10   | 21  | ANDERSON Mya     | WBOP | 3       |   |   |   |   |   |   |    | -20        | 10           | <b>37</b>  |
| 11   | 26  | GREEN Tyla       | SLD  |         |   |   |   |   |   |   |    | -40        | 11           | <b>32</b>  |
| DNF  | 23  | BUCHANAN Rushlee | WBOP |         |   |   |   |   |   |   |    | 0          | 0            | <b>DNF</b> |
|      | 28  | KING Courtney    | WBOP |         |   |   |   |   |   |   |    | 0          | 0            | <b>DNS</b> |
|      | 25  | EDMONDSTON Holly | MSC  |         |   |   |   |   |   |   |    | 0          | 0            | <b>DNS</b> |

Communiqué approved by the Secretary of the Commissaires Panel

Report printed: 29/11/2020 17:55

www.veloresults.com

TCM v2 Page 1/1



27th - 29th November 2020

**Women Elite Omnium**  
Results / Résultats

| Rank No. | Name               | Team | WMN SCR | WMN TEM | WMN ELIM | Subtotal Points | Points Race |   |   |   |    |     |    |     | Lap Points | Finish Order | Total |
|----------|--------------------|------|---------|---------|----------|-----------------|-------------|---|---|---|----|-----|----|-----|------------|--------------|-------|
|          |                    |      |         |         |          |                 | 1           | 2 | 3 | 4 | 5  | 6   | 7  | 8   |            |              |       |
| 1        | 33 SHIELDS Nicole  | SLD  | 36 (3)  | 36 (3)  | 40 (1)   | 112             | 1           | 3 | 3 | 2 | 10 | 0   | 1  | 131 |            |              |       |
| 2        | 27 HODGES Jessie   | WBOP | 38 (2)  | 30 (6)  | 30 (6)   | 98              | 5           | 5 | 2 | 5 | 5  | 0   | 5  | 125 |            |              |       |
| 3        | 22 BOTHA Bryony    | WBOP | 22 (10) | 38 (2)  | 38 (2)   | 98              | 1           | 3 | 1 | 3 | 0  | 0   | 8  | 106 |            |              |       |
| 4        | 32 RAY Olivia      | AKL  | 24 (9)  | 40 (1)  | 28 (7)   | 92              | 5           | 2 | 2 | 6 | 0  | 0   | 2  | 105 |            |              |       |
| 5        | 30 MILNE Mckenzie  | WBOP | 40 (1)  | 34 (4)  | 26 (8)   | 100             |             |   |   | 3 | 0  | 0   | 6  | 103 |            |              |       |
| 6        | 24 DANFORD Georgia | AKL  | 32 (5)  | 22 (10) | 34 (4)   | 88              |             |   | 1 | 3 | 2  | 0   | 7  | 94  |            |              |       |
| 7        | 34 WOLLASTON Ally  | WBOP | 34 (4)  | 28 (7)  | 24 (9)   | 86              |             |   | 2 | 1 | 1  | 0   | 9  | 90  |            |              |       |
| 8        | 31 PATERSON Emily  | SLD  | 28 (7)  | 32 (5)  | 22 (10)  | 82              |             |   |   |   | 4  | 0   | 3  | 86  |            |              |       |
| 9        | 29 MCMULLEN Rylee  | SLD  | 30 (6)  | 24 (9)  | 20 (11)  | 74              | 2           | 2 | 1 | 5 | 2  | 0   | 4  | 86  |            |              |       |
| 10       | 21 ANDERSON Mya    | WBOP | 18 (12) | 18 (12) | 18 (12)  | 54              | 3           |   |   |   |    | -20 | 10 | 37  |            |              |       |
| 11       | 26 GREEN Tyla      | SLD  | 20 (11) | 20 (11) | 32 (5)   | 72              |             |   |   |   |    | -40 | 11 | 32  |            |              |       |
| 23       | BUCHANAN Rushlee   | WBOP | 26 (8)  | 26 (8)  | 36 (3)   |                 |             |   |   |   |    | 0   | 0  | DNF |            |              |       |
| 25       | EDMONDSTON Holly   | MSC  | 16 (13) | DNF     | DNF      |                 |             |   |   |   |    | 0   | 0  | DNS |            |              |       |
| 28       | KING Courtney      | WBOP | 14 (14) | DNS     | DNS      |                 |             |   |   |   |    | 0   | 0  | DNS |            |              |       |

Communiqué approved by the Secretary of the Commissaires Panel



27th - 29th November 2020

## Event 65 Mens Elite Omnium 25Km Points Race Results / Résultats

Race distance: 25000 km (100 laps) Race Time:00:00

| Rank | Bib | Name              | Team | Sprints |   |   |   |   |   |   |   |   |    | Lap Points | Finish Order | Points |     |
|------|-----|-------------------|------|---------|---|---|---|---|---|---|---|---|----|------------|--------------|--------|-----|
|      |     |                   |      | 1       | 2 | 3 | 4 | 5 | 6 | 7 | 8 | 9 | 10 |            |              |        |     |
| 1    | 14  | STEWART Mark      | SLD  | 2       | 5 |   | 5 |   | 5 | 3 |   |   |    | 4          | 0            | 3      | 138 |
| 2    | 2   | GATE Aaron        | AKL  | 3       | 3 | 5 | 3 | 1 | 3 | 2 |   | 2 | 2  |            | 0            | 4      | 136 |
| 3    | 13  | STEWART Campbell  | WCNI |         | 1 | 2 | 1 | 3 |   |   |   | 5 | 5  | 10         | 0            | 1      | 125 |
| 4    | 15  | STRONG Corbin     | SLD  | 1       |   |   | 2 | 2 | 2 | 1 | 2 | 1 |    |            | 0            | 6      | 117 |
| 5    | 11  | SEXTON Tom        | SLD  | 5       | 2 | 3 |   |   |   |   | 5 |   |    |            | 0            | 9      | 109 |
| 6    | 5   | HEGYVARY Adrian   | WBOP |         |   |   |   |   |   |   |   |   |    |            | 0            | 5      | 94  |
| 7    | 16  | WATTS Kiaan       | WBOP |         |   |   |   |   |   |   | 3 | 3 | 6  |            | 0            | 2      | 90  |
| 8    | 8   | KERBY Jordan      | WCNI |         |   |   |   |   | 1 |   |   |   |    |            | 0            | 8      | 87  |
| 9    | 18  | WILLIAMS Zac      | WBOP |         |   |   |   |   |   |   |   |   |    |            | 0            | 7      | 56  |
| 10   | 7   | JONES Hugo        | CTB  |         |   | 1 |   | 5 |   |   | 1 |   |    |            | -20          | 10     | 33  |
| 11   | 4   | GROUBE Carne      | WCNI |         |   |   |   |   |   |   |   |   |    |            | -60          | 13     | -4  |
| 12   | 12  | SHEARING Conor    | SLD  |         |   |   |   |   |   |   |   |   |    |            | -40          | 12     | -8  |
| 13   | 19  | WILLIS Jacob      | SLD  |         |   |   |   |   |   |   |   |   |    |            | -40          | 11     | -90 |
| DNF  | 6   | JACKSON George    | WBOP |         |   |   |   |   |   |   |   |   |    |            | 0            | 0      | DNF |
| DNF  | 9   | KERGOZOU Nick     | SLD  |         |   |   |   |   |   |   |   |   |    |            | -20          | 0      | DNF |
| DNF  | 1   | BRIDGWATER Daniel | WBOP |         |   |   |   |   |   |   |   |   |    |            | -20          | 0      | DNF |
|      | 3   | GOUGH Regan       | ECNI |         |   |   |   |   |   |   |   |   |    |            | 0            | 0      | DNS |
|      | 10  | SCOTT Josh        | CTB  |         |   |   |   |   |   |   |   |   |    |            | 0            | 0      | DNS |
|      | 17  | WEBSTER Reuben    | WBOP |         |   |   |   |   |   |   |   |   |    |            | 0            | 0      | DNS |

Communiqué approved by the Secretary of the Commissaires Panel

**Men Elite Omnium**  
**Results / Résultats**

| Rank No. | Name | Team              | MEN SCR | MEN TEM | MEN ELIM | Subtotal Points | Points Race |   |   |   |   |   |   |   |    |     | Lap Points | Finish Order | Total |
|----------|------|-------------------|---------|---------|----------|-----------------|-------------|---|---|---|---|---|---|---|----|-----|------------|--------------|-------|
|          |      |                   |         |         |          |                 | 1           | 2 | 3 | 4 | 5 | 6 | 7 | 8 | 9  | 10  |            |              |       |
| 1        | 14   | STEWART Mark      | SLD     | 40 (1)  | 38 (2)   | 36 (3)          | 114         | 2 | 5 | 5 | 5 | 3 |   |   |    | 4   | 0          | 3            | 138   |
| 2        | 2    | GATE Aaron        | AKL     | 38 (2)  | 36 (3)   | 38 (2)          | 112         | 3 | 5 | 3 | 1 | 3 | 2 |   |    | 2   | 0          | 4            | 136   |
| 3        | 13   | STEWART Campbell  | WCNI    | 32 (5)  | 34 (4)   | 32 (5)          | 98          | 1 | 2 | 1 | 3 |   | 5 | 5 | 10 | 0   | 1          | 125          |       |
| 4        | 15   | STRONG Corbin     | SLD     | 34 (4)  | 32 (5)   | 40 (1)          | 106         | 1 |   | 2 | 2 | 2 | 1 | 2 | 1  |     | 0          | 6            | 117   |
| 5        | 11   | SEXTON Tom        | SLD     | 36 (3)  | 28 (7)   | 30 (6)          | 94          | 5 | 2 | 3 |   |   | 5 |   |    |     | 0          | 9            | 109   |
| 6        | 5    | HEGVARY Adrian    | WBOP    | 26 (8)  | 40 (1)   | 28 (7)          | 94          |   |   |   |   |   |   |   |    |     | 0          | 5            | 94    |
| 7        | 16   | WATTS Kiaan       | WBOP    | 20 (11) | 24 (9)   | 34 (4)          | 78          |   |   |   |   |   | 3 | 3 | 6  | 0   | 2          | 90           |       |
| 8        | 8    | KERBY Jordan      | WCNI    | 30 (6)  | 30 (6)   | 26 (8)          | 86          |   |   |   |   | 1 |   |   |    | 0   | 8          | 87           |       |
| 9        | 18   | WILLIAMS Zac      | WBOP    | 22 (10) | 20 (11)  | 14 (14)         | 56          |   |   |   |   |   |   |   |    | 0   | 7          | 56           |       |
| 10       | 7    | JONES Hugo        | CTB     | 14 (14) | 14 (14)  | 18 (12)         | 46          | 1 | 5 |   |   | 1 |   |   |    | -20 | 10         | 33           |       |
| 11       | 4    | GROUBE Carne      | WCNI    | 18 (12) | 16 (13)  | 22 (10)         | 56          |   |   |   |   |   |   |   |    | -60 | 13         | -4           |       |
| 12       | 12   | SHEARING Conor    | SLD     | 10 (16) | 12 (15)  | 10 (16)         | 32          |   |   |   |   |   |   |   |    | -40 | 12         | -8           |       |
| 13       | 19   | WILLIS Jacob      | SLD     | -34     | -32      | 16 (13)         | -50         |   |   |   |   |   |   |   |    | -40 | 11         | -90          |       |
| 6        |      | JACKSON George    | WBOP    | 12 (15) | 22 (10)  | 24 (9)          |             |   |   |   |   |   |   |   |    | 0   | 0          | DNF          |       |
| 9        |      | KERGOZOU Nick     | SLD     | 28 (7)  | 26 (8)   | 20 (11)         |             |   |   |   |   |   |   |   |    | -20 | 0          | DNF          |       |
| 1        |      | BRIDGWATER Daniel | WBOP    | 16 (13) | 18 (12)  | 12 (15)         |             |   |   |   |   |   |   |   |    | -20 | 0          | DNF          |       |
| 10       |      | SCOTT Josh        | CTB     | -34     | DNF      | DNF             |             |   |   |   |   |   |   |   |    | 0   | 0          | DNS          |       |
| 17       |      | WEBSTER Reuben    | WBOP    | 0 (99)  | DNF      | DNF             |             |   |   |   |   |   |   |   |    | 0   | 0          | DNS          |       |
| 3        |      | GOUGH Regan       | ECNI    | 24 (9)  | 10 (16)  | 8 (17)          |             |   |   |   |   |   |   |   |    | 0   | 0          | DNS          |       |



Communiqué approved by the Secretary of the Commissaires Panel

www.veloreults.com

**Event 66 Women Elite Keirin Final**  
**Results / Résultats**

Race distance: 6 laps

| Rank | No. | Rider | Nation | Team |
|------|-----|-------|--------|------|
|------|-----|-------|--------|------|


**Gold Final**

Time: 00.000  
Speed: Infinitykm/h

|   |    |                 |  |      |
|---|----|-----------------|--|------|
| 1 | 71 | ANDREWS Ellesse |  | WBOP |
| 2 | 74 | FULTON Shaane   |  | TSM  |
| 3 | 72 | CUMMING Emma    |  | SLD  |
| 4 | 75 | KING Olivia     |  | WBOP |
| 5 | 77 | DE VRIES Sophie |  | AKL  |
| 6 | 79 | SCHULER Jes     |  | WBOP |

Communiqué approved by the Secretary of the Commissaires Panel

Report printed: 29/11/2020 17:39



**Event 67 Men Elite Keirin Final**  
**Results / Résultats**

Race distance: 6 laps

| Rank | No. | Rider | Nation | Team |
|------|-----|-------|--------|------|
|------|-----|-------|--------|------|

**B Final**

Time: 00.000  
Speed: Infinitykm/h

|   |    |                |  |      |
|---|----|----------------|--|------|
| 1 | 85 | KNIFE Brady    |  | SLD  |
| 2 | 84 | FLEMING Jayden |  | WBOP |
| 3 | 90 | COLTMAN Hamish |  | WBOP |
| 4 | 92 | MANN Jared     |  | WBOP |

**Gold Final**

Time: 00.000  
Speed: Infinitykm/h

|   |    |                 |  |      |
|---|----|-----------------|--|------|
| 1 | 83 | DAKIN Sam       |  | AKL  |
| 2 | 88 | SAUNDERS Callum |  | TSM  |
| 3 | 81 | CASTLE Jordan   |  | WCNI |
| 4 | 89 | WEBSTER Sam     |  | AKL  |
| 5 | 91 | LART Kaio       |  | TSM  |
| 6 | 82 | CLANCY Patrick  |  | WBOP |

Communiqué approved by the Secretary of the Commissaires Panel

Report printed: 29/11/2020 17:50

