

Event 1a Sprint Qualifying Women

Final

Results / Résultats

Rank	Bib	Name	Team	100m	Time	Speed
1	71	ANDREWS Ellesse	WBOP	5.308(1)	10.760 5.452(1)	66.914 km/h
2	74	FULTON Shaane	TSM	5.377(2)	10.876 5.499(2)	66.200 km/h
3	72	CUMMING Emma	SLD	5.653(3)	11.513 5.860(3)	62.538 km/h
4	75	KING Olivia	WBOP	5.720(4)	11.662 5.942(4)	61.738 km/h
5	77	DE VRIES Sophie	AKL	5.863(6)	11.870 6.007(5)	60.657 km/h
6	76	CAWOOD Lily	WBOP	5.810(5)	11.879 6.069(6)	60.611 km/h
7	73	DUNN Rhiannon	WBOP	6.156(7)	12.397 6.241(7)	58.078 km/h
8	79	SCHULER Jes	WBOP	6.271(8)	12.852 6.581(9)	56.022 km/h
9	78	PERRY Jade	WBOP	6.488(9)	13.050 6.562(8)	55.172 km/h

8 riders to Quarter Finals, 1 rider to miss out

Communiqué approved by the Secretary of the Commissaires Panel



Event 1b Sprint Qualifying Men

Final Results / Résultats

Rank	Bib	Name	Team	100m	Time	Speed
1	89	WEBSTER Sam	AKL	4.765(1)	9.622 4.857(1)	74.828 km/h
2	86	MITCHELL Ethan	AKL	4.796(2)	9.691 4.895(2)	74.295 km/h
3	83	DAKIN Sam	AKL	4.834(3)	9.732 4.898(3)	73.982 km/h
4	85	KNIFE Bradly	SLD	4.906(4)	9.894 4.988(4)	72.771 km/h
5	88	SAUNDERS Callum	TSM	4.910(5)	9.949 5.039(5)	72.369 km/h
6	87	OGLE Jackson	WBOP	4.988(6)	10.138 5.150(6)	71.019 km/h
7	81	CASTLE Jordan	WCNI	5.073(7)	10.291 5.218(7)	69.964 km/h
8	82	CLANCY Patrick	WBOP	5.187(8)	10.465 5.278(8)	68.800 km/h
9	84	FLEMING Jayden	WBOP	5.199(9)	10.536 5.337(9)	68.337 km/h
10	90	COLTMAN Hamish	WBOP	5.318(10)	10.716 5.398(10)	67.189 km/h
11	91	LART Kaio	TSM	5.382(11)	10.822 5.440(11)	66.531 km/h
12	92	MANN Jared	WBOP	5.512(12)	11.090 5.578(12)	64.923 km/h

All riders to Round 1

Communiqué approved by the Secretary of the Commissaires Panel

Event 2 Para C1 - 5 Women 500M Time Trial


Final

Results / Résultats

Rank	Bib	Name	Team	250m	Time	Speed
1	103	TAYLOR Anna	WBOP	22.683(1)	39.139 16.456(2)	45.989 km/h
2	101	ELLINGTON Sarah	AKL	27.864(2)	42.039 14.175(1)	42.817 km/h

101 Sarah Ellington Unfactored time = 47.454

Communiqué approved by the Secretary of the Commissaires Panel



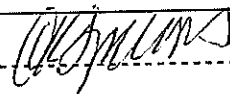
Event 3 Para C1 - 5 Men 1000M Time Trial

Final
Results / Résultats

Rank	Bib	Name	Team	250m	500m	750m	Time	Speed
1	104	BLINCOE Nick	AKL	21.219(2)	36.076(1) 14.857(1)	51.537(1) 15.461(1)	1:07.866 16.329(2)	53.045 km/h
2	105	BRIGGS Devon Jack	WBOP	21.201(1)	36.590(2) 15.389(2)	52.280(2) 15.690(2)	1:08.055 15.775(1)	52.898 km/h
3	108	WESTENBERG Ben	WBOP	23.560(3)	40.863(3) 17.303(3)	59.109(3) 18.246(4)	1:18.312 19.203(5)	45.969 km/h
4	106	FILE Lindsay	WBOP	28.177(5)	46.040(4) 17.863(4)	1:03.893(4) 17.853(3)	1:21.760 17.867(4)	44.031 km/h
5	102	DAVIES Cameron	AKL	26.187(4)	47.989(5) 21.802(5)	1:10.103(5) 22.114(5)	1:26.494 16.391(3)	41.621 km/h

Notes: Rider 104 Nick Blincoe - finishing time = 1:08.469
 Rider 105 Devon Briggs - finishing time = 1:08.659
 Rider 106 Lindsay File - finishing time = 1:22.486
 Rider 102 Cameron Davies - finishing time = 1:32.280

Communiqué approved by the President of the Commissaires Panel



Event 5 U17 Mixed Team Madison 10Km
Results / Résultats

Rank	Bib	Name	Sprints				Finish Order	Laps Down	Points
			1	2	3	4			
1	33	FIRST NATIONAL GRAY Seana MORRISON Maui	5	3	5	10	1	1	43
2	35	WCNI SIMPSON Georgia OVERWEEL Jack	2	5	3	2	4	1	32
3	31	WAIKATO HUB BANKS Hamish HAYES Molly			2	6	2	0	8
4	36	CMC SPRING Ruby BONESS Nate	3	2	1		6	0	6
5	32	TASC FOSTER Kane CARSWELL Jess		1		4	3	0	5
6	34	IBUILT NORWELL Austin BLACKMORE Emma	1				5	-1	-19

Communiqué approved by the President of the Commissaires Panel



27th - 29th November 2020

Communiqué n° 16

Event 6 Womens Sprint Quarter Finals
Results / Résultats

Place	Bib	Name	Team		
Quarter Final 1					
1	75	KING Olivia	WBOP	X	Time:00.000
2	77	DE VRIES Sophie	AKL		Speed: Infinitykm/h
Quarter Final 2					
1	72	CUMMING Emma	SLD	X	Time:00.000
2	76	CAWOOD Lily	WBOP		Speed: Infinitykm/h
Quarter Final 3					
1	74	FULTON Shaane	TSM	X	Time:00.000
2	73	DUNN Rhiannon	WBOP		Speed: Infinitykm/h
Quarter Final 4					
1	71	ANDREWS Ellesse	WBOP	X	Time:00.000
2	79	SCHULER Jes	WBOP		Speed: Infinitykm/h

Winners to Semi Finals

Communiqué approved by the Secretary of the Commissaires Panel



Event 7 Mens Sprint Round 1
Results / Résultats

Place	Bib	Name	Team		
Round 1 Heat 1					
1	81	CASTLE Jordan	WCNI	X	Time:00.000
2	87	OGLE Jackson	WBOP		Speed: Infinitykm/h
Round 1 Heat 2					
1	88	SAUNDERS Callum	TSM	X	Time:00.000
2	82	CLANCY Patrick	WBOP		Speed: Infinitykm/h
Round 1 Heat 3					
1	85	KNIFE Bradly	SLD	X	Time:00.000
2	84	FLEMING Jayden	WBOP		Speed: Infinitykm/h
Round 1 Heat 4					
1	83	DAKIN Sam	AKL	X	Time:00.000
2	90	COLTMAN Hamish	WBOP		Speed: Infinitykm/h
Round 1 Heat 5					
1	86	MITCHELL Ethan	AKL	X	Time:00.000
2	91	LART Kaio	TSM		Speed: Infinitykm/h
Round 1 Heat 6					
1	89	WEBSTER Sam	AKL	X	Time:00.000
2	92	MANN Jared	WBOP		Speed: Infinitykm/h

Winners to Quarter Finals, losers to Repercharge

Communiqué approved by the Secretary of the Commissaires Panel



Event 8 Womens Elite & U19 Madison 25Km

Results / Résultats

Rank	Bib	Name	Sprints										Finish Order	Points	Laps Down
			1	2	3	4	5	6	7	8	9	10			
1	19	WAIKATO CENTRE	3	5	3	2	3	5		5	5	10	1	41	0
		HODGES Jessie													
		BUCHANAN Rushlee													
2	25	VANTAGE GREEN	5	3		5	5		3	2	3	4	3	30	0
		WOLLASTON Ally													
		BOTHA Bryony													
3	21	CNZ DEVELOPMENT			1			2					6	23	1
		MILNE Mckenzie													
		RAY Olivia													
4	20	ANDY SCHLECK	1		2	1	2	3	1	3	2	6	2	21	0
		MCMULLEN Rylee													
		DANFORD Georgia													
5	22	BLUE	2	1	5			1	5	1	1		5	16	0
		PATERSON Emily													
		EDMONDSTON Holly													
6	18	NZ JUNIOR				3	1		2			2	4	8	0
		BORTHWICK Jenna													
		SPURWAY Charlotte													
7	15	WAIKATO HUB		2									7	-18	-1
		ANDERSON Mya													
		KING Courtney													
8	16	SPOKEN CYCLES											0	0	-3
		ANDERSON Keisha													
		GREEN Tyla													
9	17	AKL HUB											0	0	-3
		BLACKMORE Aimee													
		TOWNSEND Bee													
10	23	CTB											0	0	-3
		SYKES Amelia													
		GRANT Mikaela													
11	24	UPPER SOUTH HUB											0	0	-3
		WALKER Sammie													
		LOWRY Maddison													

Communiqué approved by the President of the Commissaires Panel

Event 9 Mens Sprint Round 1 Repechage
Results / Résultats**Repercharge 1**

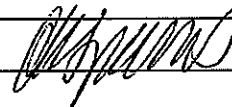
Rank	Bib	Name	Team	Time:00.000
1	84	FLEMING Jayden	WBOP	Speed: Infinitykm/h
2	91	LART Kaio	TSM	
3				

Repercharge 2

Rank	Bib	Name	Team	Time:00.000
1	82	CLANCY Patrick	WBOP	Speed: Infinitykm/h
2	90	COLTMAN Hamish	WBOP	
3	92	MANN Jared	WBOP	

Winners to Quarter Finals

Communiqué approved by the Secretary of the Commissaires Panel



Event 10 Mens Elite & U19 Madison 40Km

Results / Résultats

Rank	Bib	Name	Sprints																Lap points	Finish Order	Points
			1	2	3	4	5	6	7	8	9	10	11	12	13	14	15	16			
1	3	BLACK SPOKE																60	3	113	
		GATE Aaron	5	3	2	3	5	5	5	3	3	2	1	2	5	5	4				
		STEWART Campbell																			
2	9	USA	2		5	5			1		5	5	5	3	5	3	2	10	20	1	71
		STEWART Mark																			
		HEGYVARY Adrian																			
3	5	SOUTHERN SPARS	1	1	2		5		3	1	2	2	3	5	3	1	3	6	20	2	58
		KERBY Jordan																			
		GOUGH Regan																			
4	8	SOUTHLAND		3	1	3	1		2	2	1	1	1	2	1	2	1	2	0	4	23
		SEXTON Tom																			
		STRONG Corbin																			
5	10	SKODA					2	2											-20	5	-16
		WILLIAMS Zac																			
		PATTERSON Zakk																			
6	12	WAIKATO CENTRE	3			1		3											-40	8	-33
		WEBSTER Reuben																			
		WATTS Kiaan																			
7	4	ZEBRA							3										-40	6	-37
		JONES Hugo																			
		SCOTT Josh																			
8	1	WAIKATO HUB					1												-60	7	-59
		BRIDGWATER Daniel																			
		GROUBE Carne																			
10	2	OAKLEY																	-40	0	DNF
		DAVIS Matt																			
		DOUGLAS Joel																			
11	6	TRANSPORT ENGINEERING SOUT																	-40	0	DNF
		MACLEOD Ryan																			
		FITZSIMONS Mitchel																			
12	7	SPOKEN CYCLES																	-40	0	DNF
		RUSSELL Jaxson																			
		WATSON-PALMER Oliver																			
13	11	SOUTHERN HUB																	-40	0	DNF
		WILLIS Jacob																			
		BORRIE Morgan																			
9	13	TIGER	5	2															-40	0	DNF
		JACKSON George																			
		KERGOZOU Nick																			
14	14	AKL HUB																	-40	0	DNF
		GILLINGHAM Jack																			
		CONNOLLY Redmond																			

Communiqué approved by the President of the Commissaires Panel