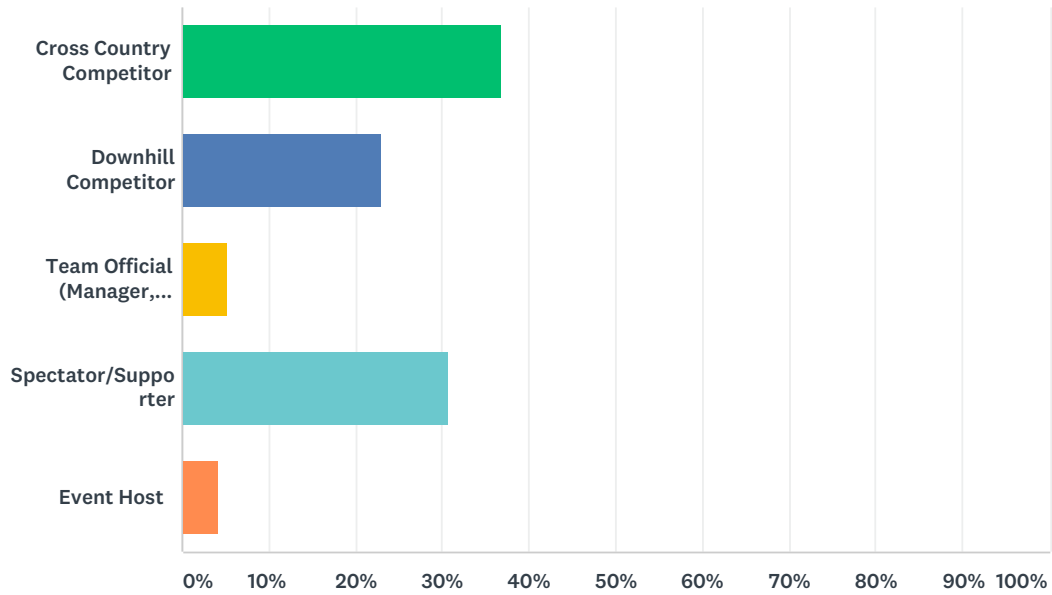


Q1 What was your category/role at the event?

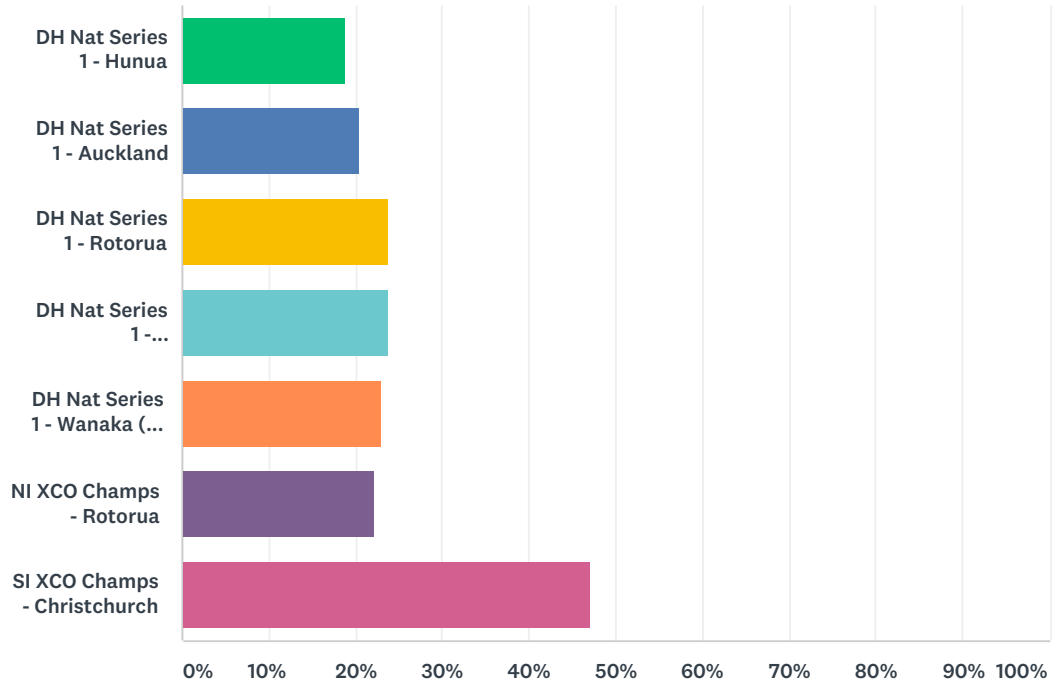
Answered: 117 Skipped: 0



ANSWER CHOICES	RESPONSES	
Cross Country Competitor	36.75%	43
Downhill Competitor	23.08%	27
Team Official (Manager, Coach, Mechanic etc)	5.13%	6
Spectator/Supporter	30.77%	36
Event Host	4.27%	5
TOTAL		117

Q2 What events did you attend?

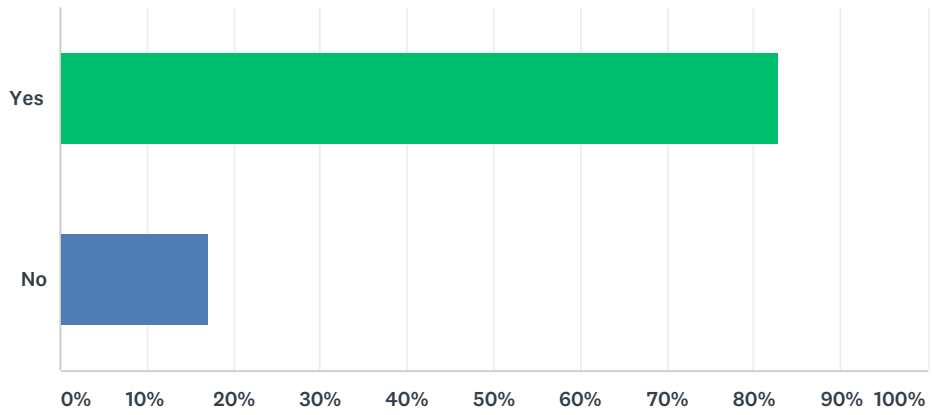
Answered: 117 Skipped: 0



ANSWER CHOICES	RESPONSES	
DH Nat Series 1 - Hunua	18.80%	22
DH Nat Series 1 - Auckland	20.51%	24
DH Nat Series 1 - Rotorua	23.93%	28
DH Nat Series 1 - Christchurch	23.93%	28
DH Nat Series 1 - Wanaka (MTB Nationals)	23.08%	27
NI XCO Champs - Rotorua	22.22%	26
SI XCO Champs - Christchurch	47.01%	55
Total Respondents: 117		

Q3 Was it easy to find out information about the event?

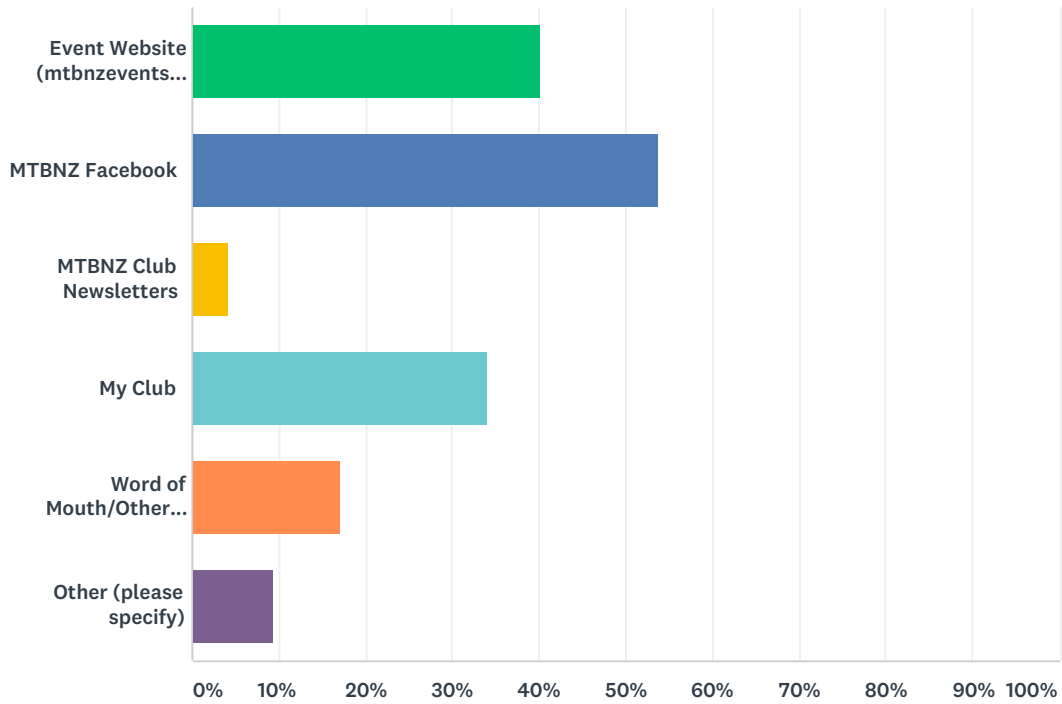
Answered: 117 Skipped: 0



ANSWER CHOICES	RESPONSES	
Yes	82.91%	97
No	17.09%	20
TOTAL		117

Q4 Where did you find most of this information?

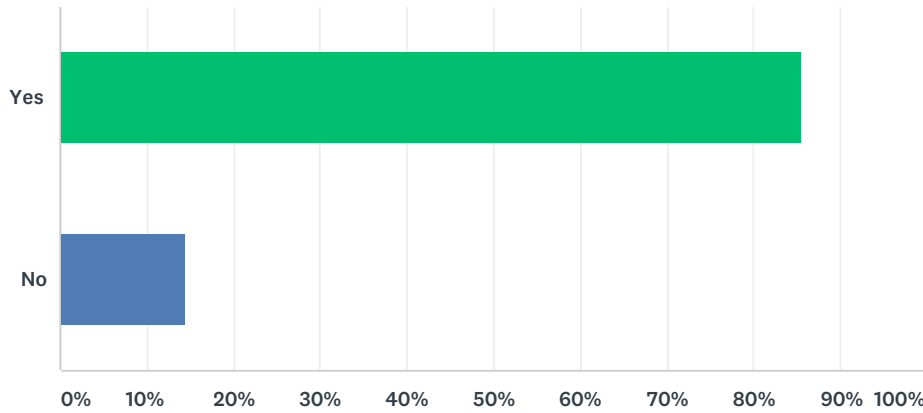
Answered: 117 Skipped: 0



ANSWER CHOICES	RESPONSES
Event Website (mtbnzevents.nz)	40.17% 47
MTBNZ Facebook	53.85% 63
MTBNZ Club Newsletters	4.27% 5
My Club	34.19% 40
Word of Mouth/Other riders	17.09% 20
Other (please specify)	9.40% 11
Total Respondents: 117	

Q5 Did you find all the information you needed? Pre, during and post event?

Answered: 117 Skipped: 0



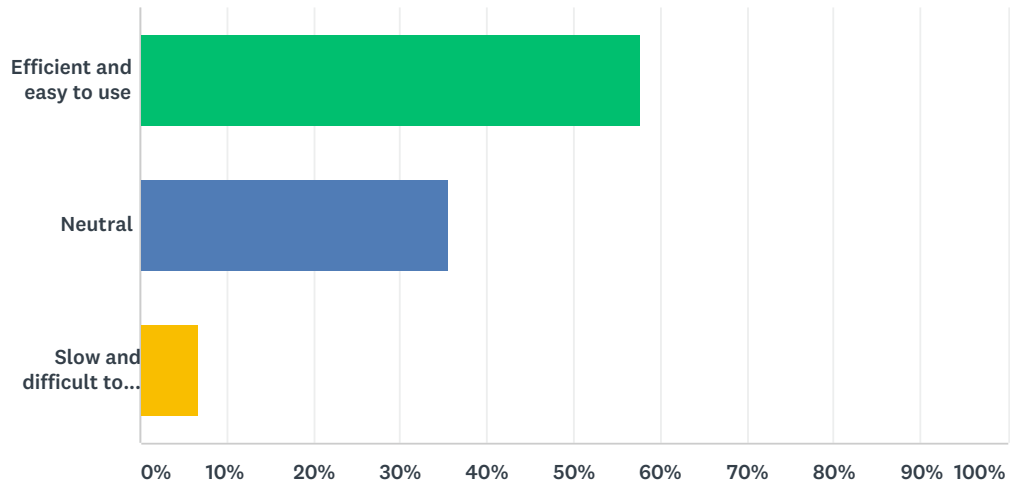
ANSWER CHOICES	RESPONSES	
Yes	85.47%	100
No	14.53%	17
TOTAL		117

Q6 What (if any) information would you want to have to help improve your experience?

Answered: 36 Skipped: 81

Q7 How do you rate the entry process?

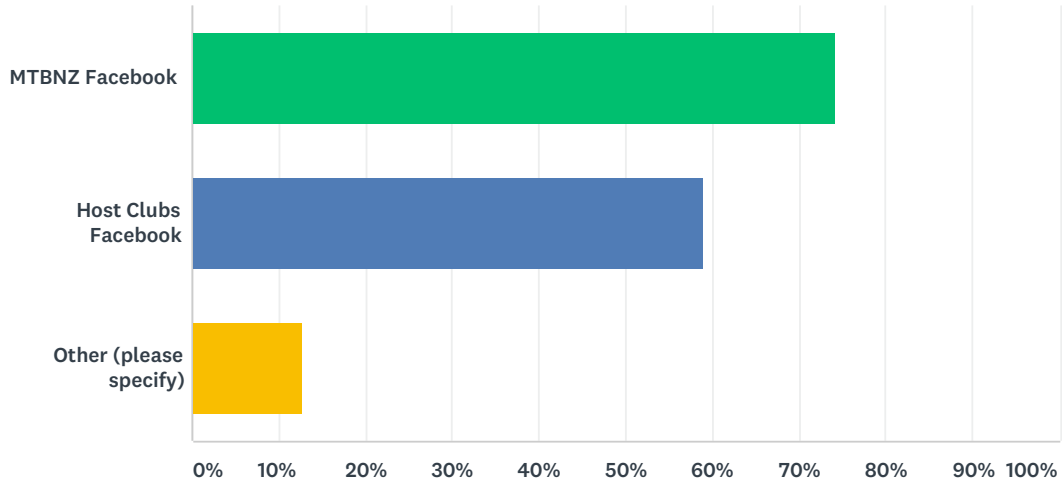
Answered: 104 Skipped: 13



ANSWER CHOICES	RESPONSES	
Efficient and easy to use	57.69%	60
Neutral	35.58%	37
Slow and difficult to use	6.73%	7
Total Respondents: 104		

Q8 Which social media platforms did you engage in over the event?

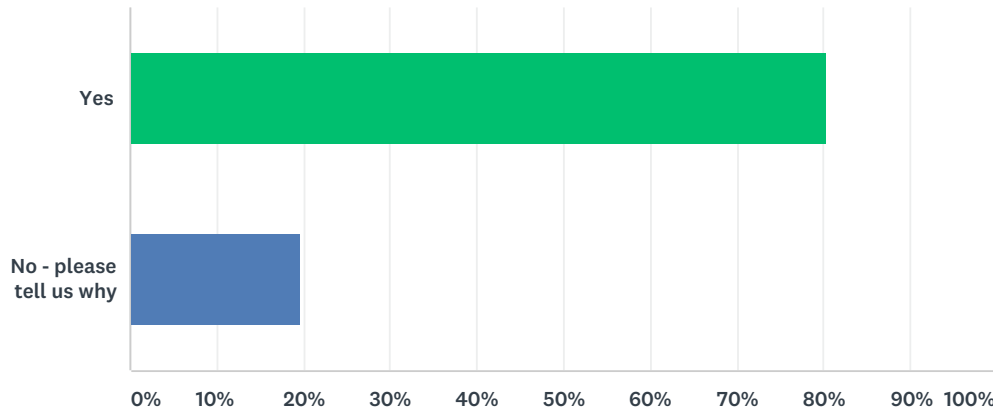
Answered: 117 Skipped: 0



ANSWER CHOICES	RESPONSES	
MTBNZ Facebook	74.36%	87
Host Clubs Facebook	58.97%	69
Other (please specify)	12.82%	15
Total Respondents: 117		

Q9 Will you enter this event series next year?

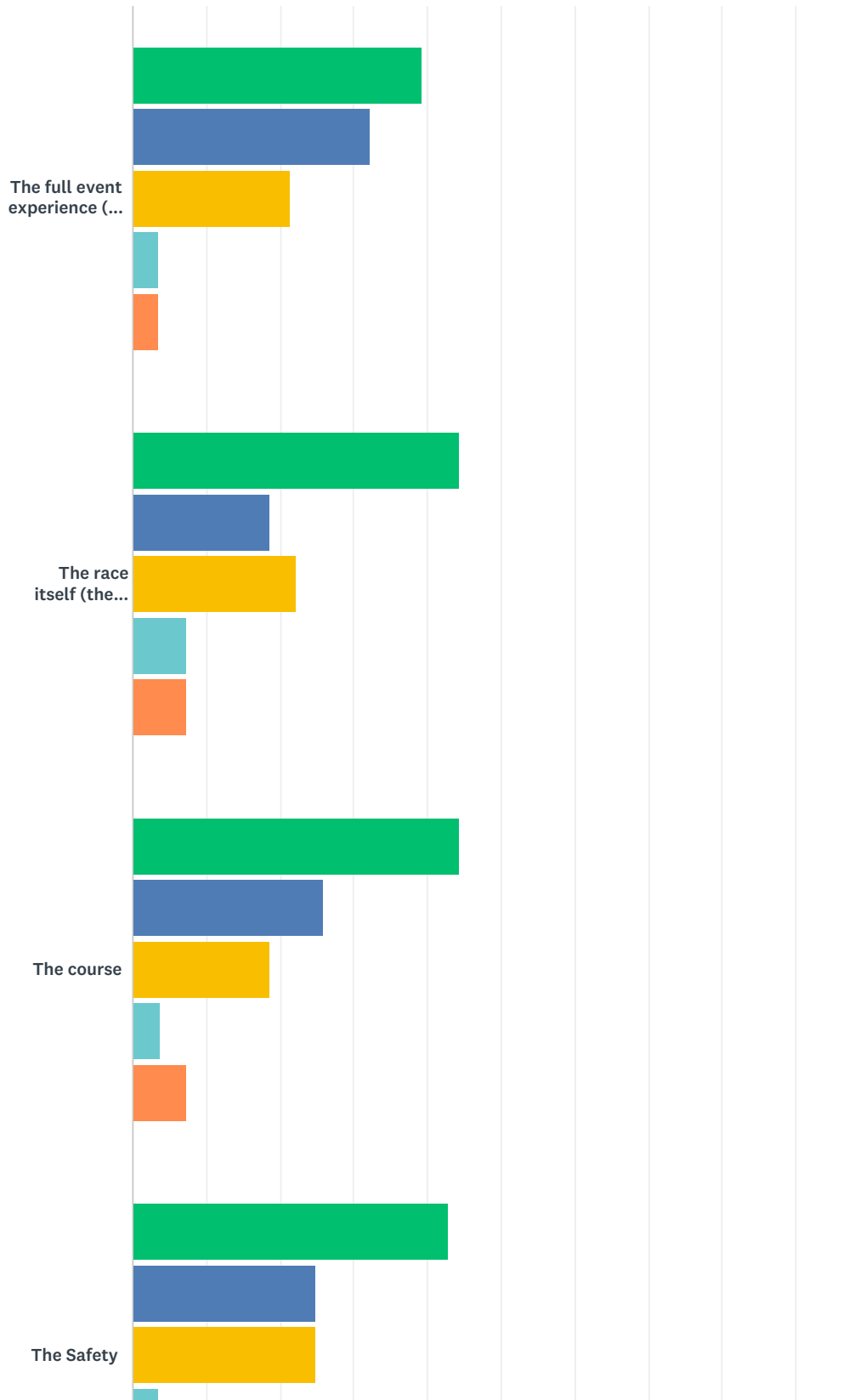
Answered: 117 Skipped: 0



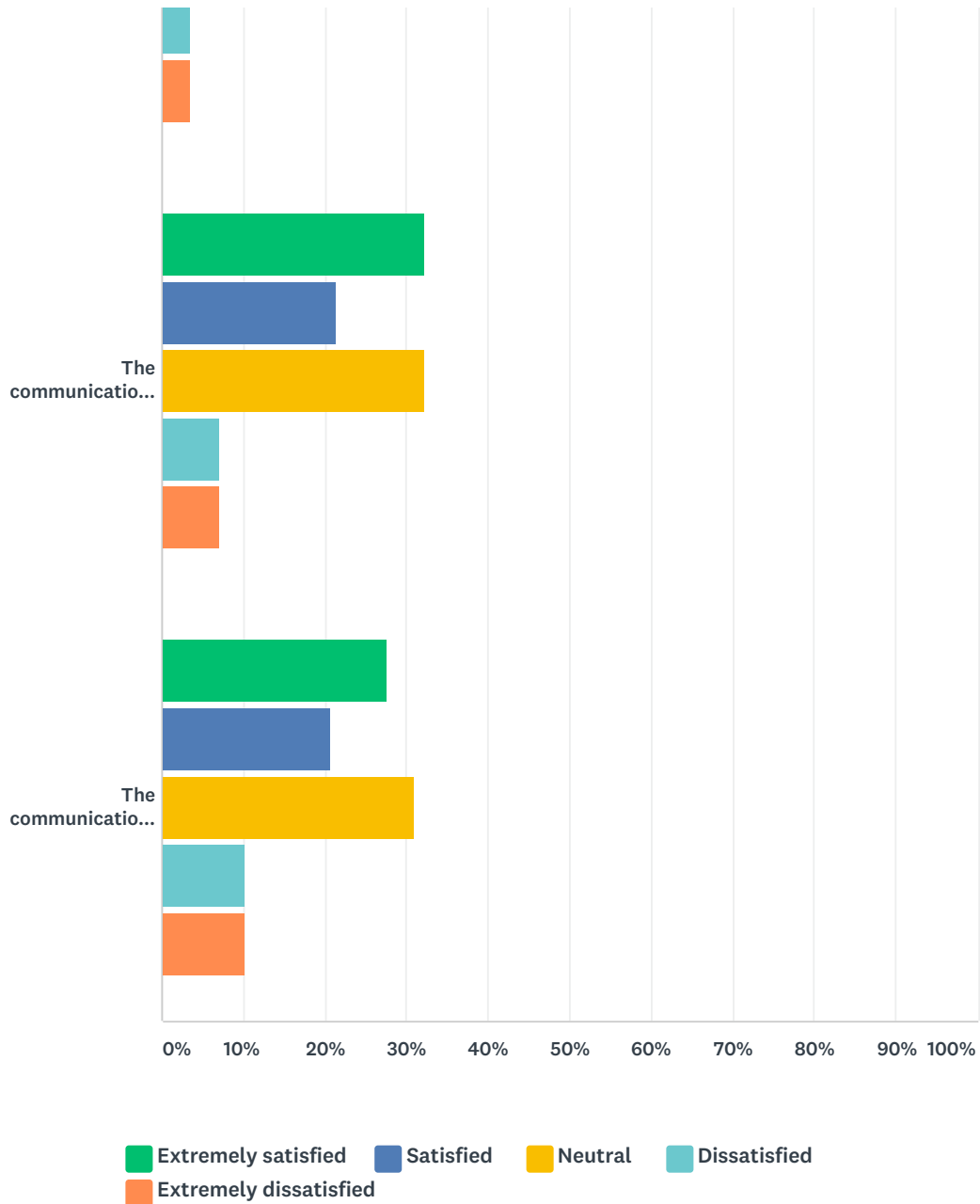
ANSWER CHOICES	RESPONSES	
Yes	80.34%	94
No - please tell us why	19.66%	23
TOTAL		117

Q10 Please give us feedback on the DH Nat Series 1 event - Hunua, MTBC

Answered: 29 Skipped: 88



2018 MTBNZ Event Series



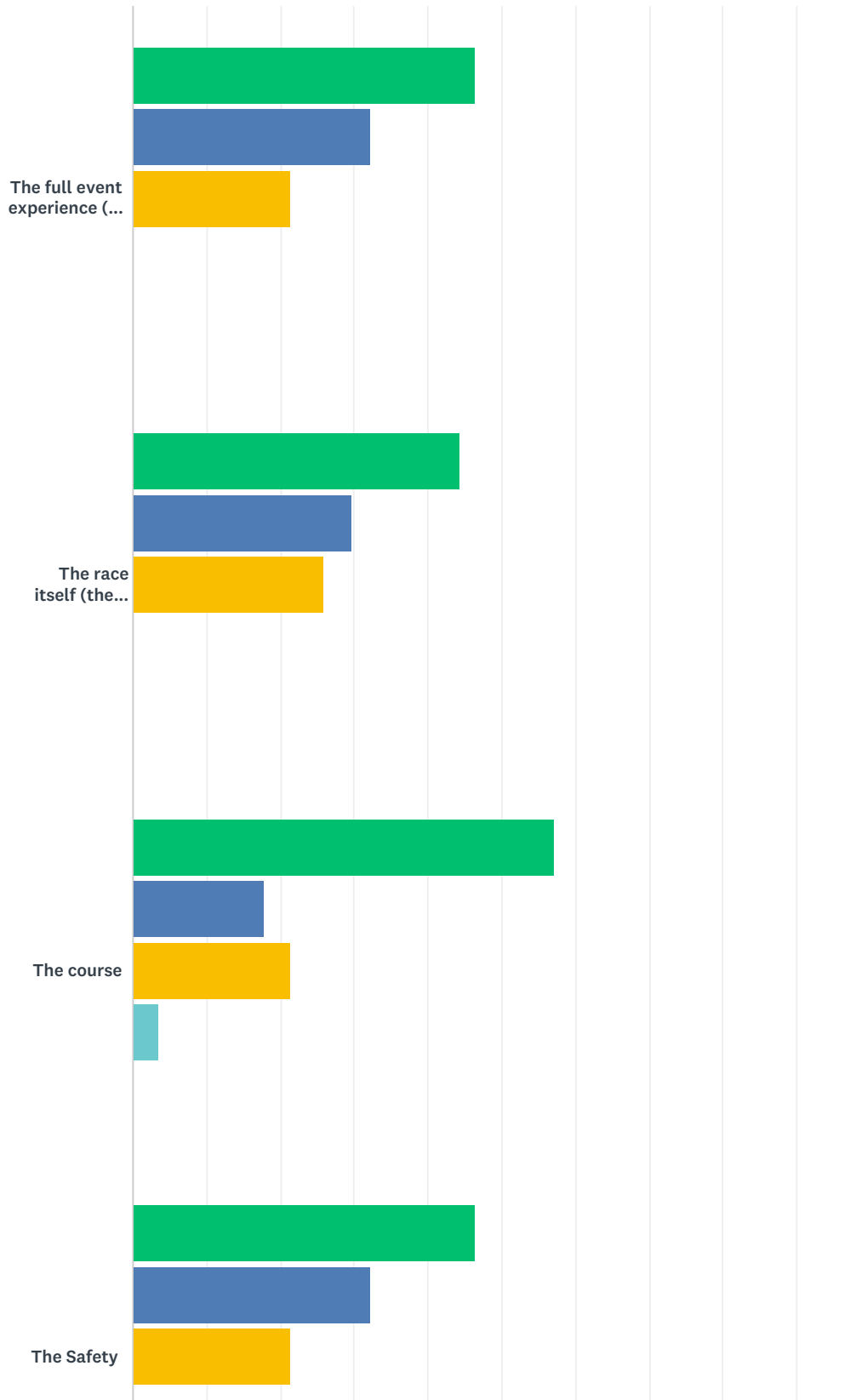
	EXTREMELY SATISFIED	SATISFIED	NEUTRAL	DISSATISFIED	EXTREMELY DISSATISFIED	TOTAL
The full event experience (The feel of the event including venue, spectator and community engagement)	39.29% 11	32.14% 9	21.43% 6	3.57% 1	3.57% 1	28
The race itself (the actual events you participated in, the full programme, session times)	44.44% 12	18.52% 5	22.22% 6	7.41% 2	7.41% 2	27
The course	44.44% 12	25.93% 7	18.52% 5	3.70% 1	7.41% 2	27
The Safety	42.86% 12	25.00% 7	25.00% 7	3.57% 1	3.57% 1	28
The communication and support of the Event Organisers	32.14% 9	21.43% 6	32.14% 9	7.14% 2	7.14% 2	28

2018 MTBNZ Event Series

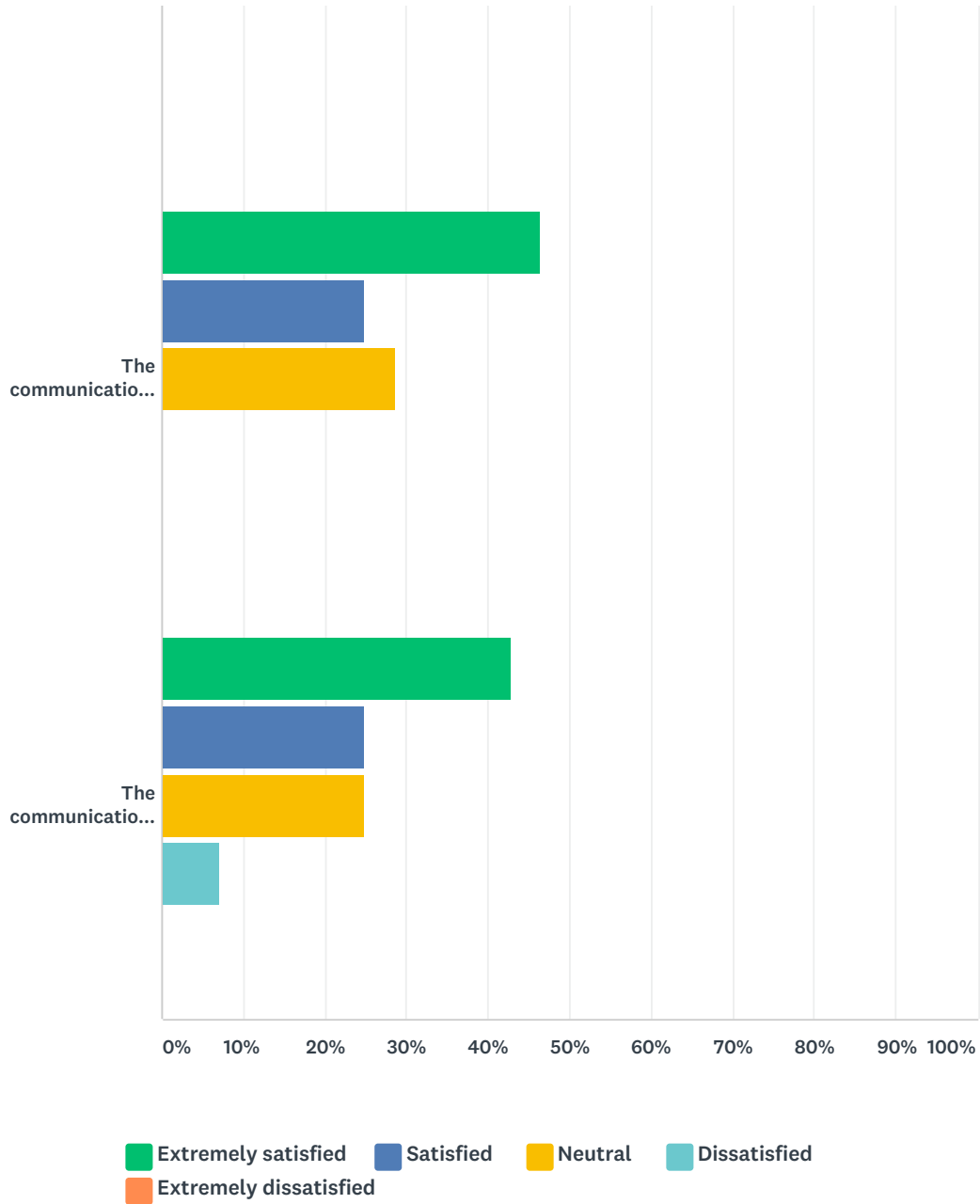
The communication and support from the Event Commissaires	27.59% 8	20.69% 6	31.03% 9	10.34% 3	10.34% 3	29
---	-------------	-------------	-------------	-------------	-------------	----

Q11 Please give us feedback on the DH Nat Series 2 event - Dome Valley, Auckland

Answered: 28 Skipped: 89



2018 MTBNZ Event Series



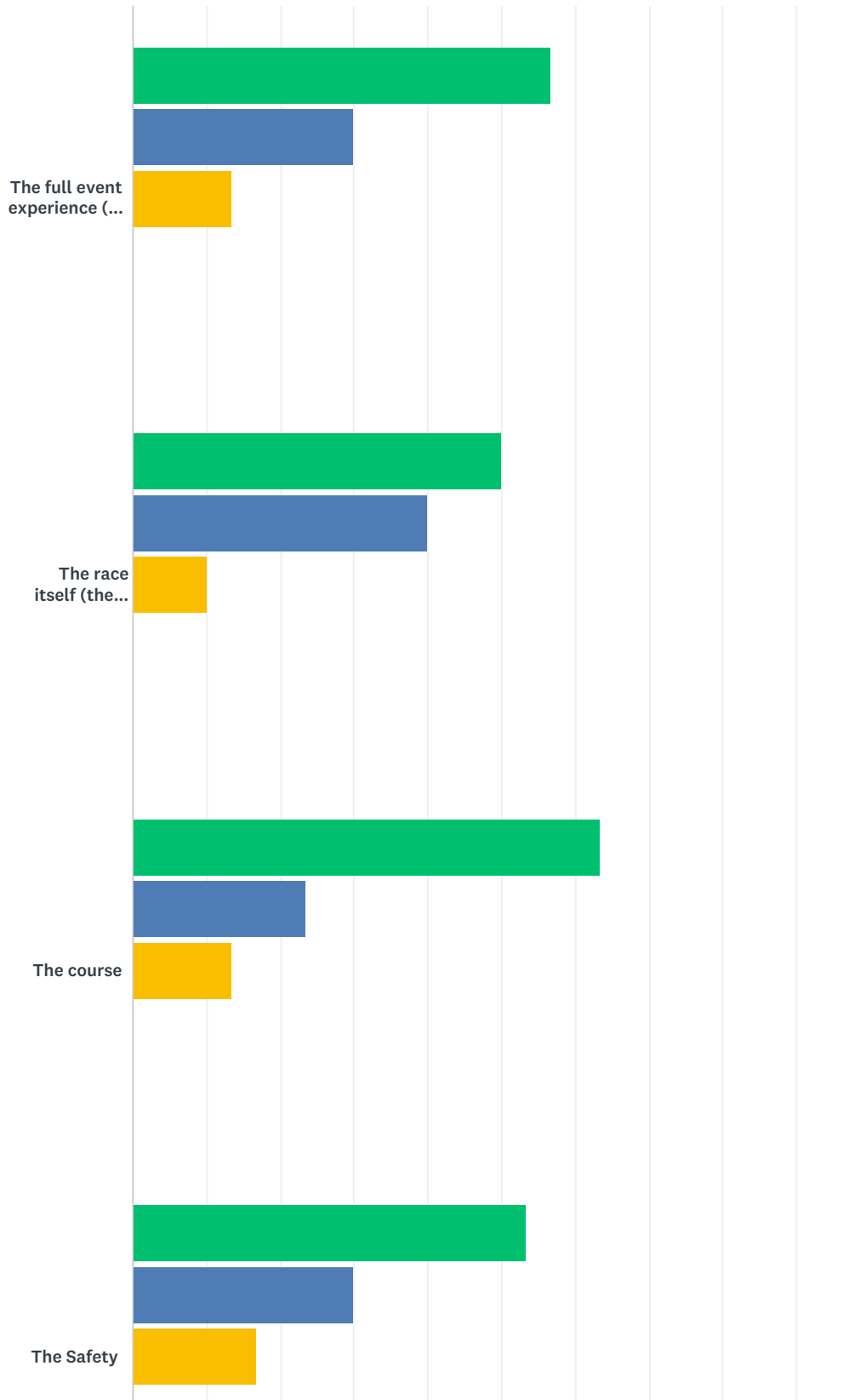
	EXTREMELY SATISFIED	SATISFIED	NEUTRAL	DISSATISFIED	EXTREMELY DISSATISFIED	TOTAL
The full event experience (The feel of the event including venue, spectator and community engagement)	46.43% 13	32.14% 9	21.43% 6	0.00% 0	0.00% 0	28
The race itself (the actual events you participated in, the full programme, session times)	44.44% 12	29.63% 8	25.93% 7	0.00% 0	0.00% 0	27
The course	57.14% 16	17.86% 5	21.43% 6	3.57% 1	0.00% 0	28
The Safety	46.43% 13	32.14% 9	21.43% 6	0.00% 0	0.00% 0	28
The communication and support of the Event Organisers	46.43% 13	25.00% 7	28.57% 8	0.00% 0	0.00% 0	28

2018 MTBNZ Event Series

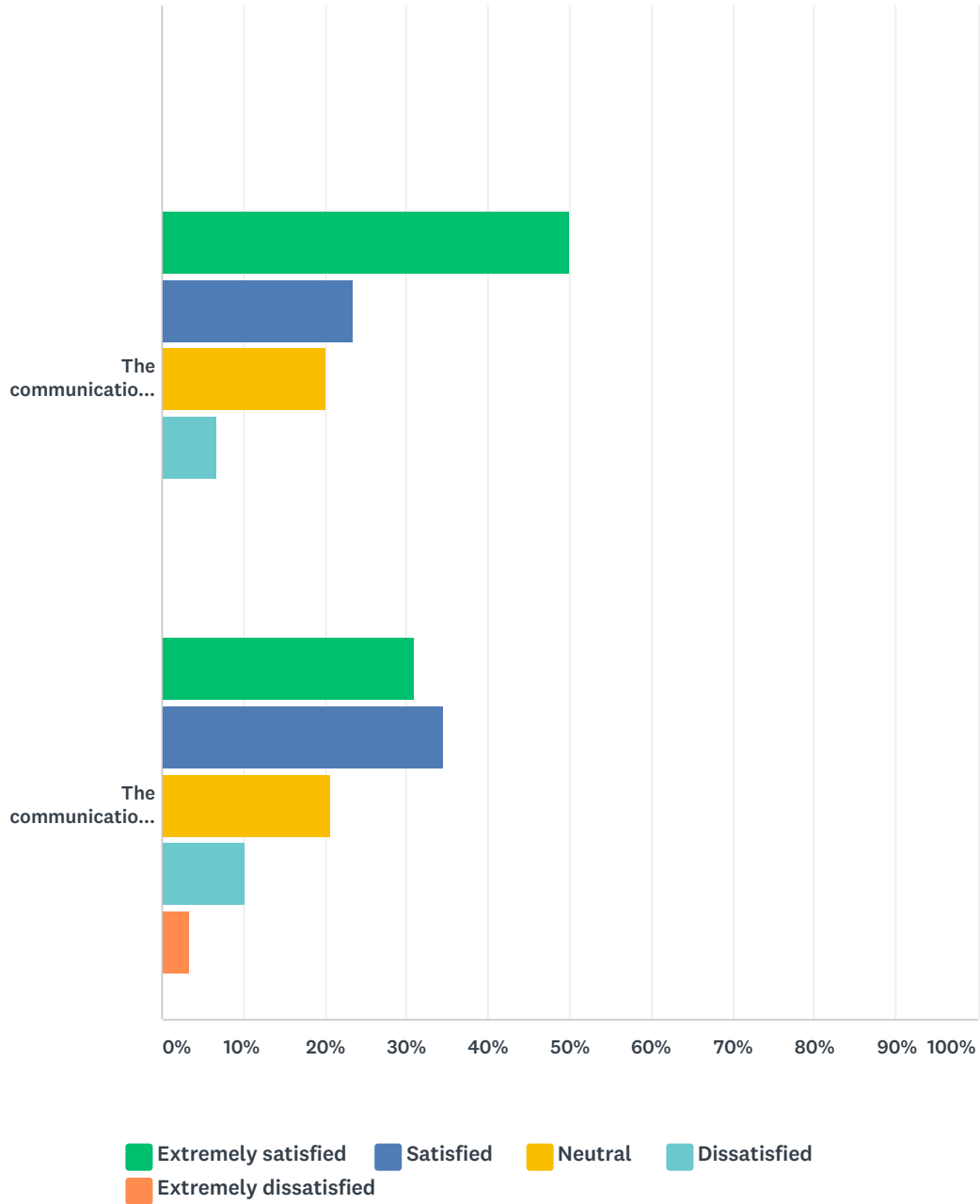
The communication and support from the Event Commissaires	42.86% 12	25.00% 7	25.00% 7	7.14% 2	0.00% 0	28
---	--------------	-------------	-------------	------------	------------	----

Q12 Please give us feedback on the DH Nat Series 3 event - Descend, Rotorua

Answered: 31 Skipped: 86



2018 MTBNZ Event Series



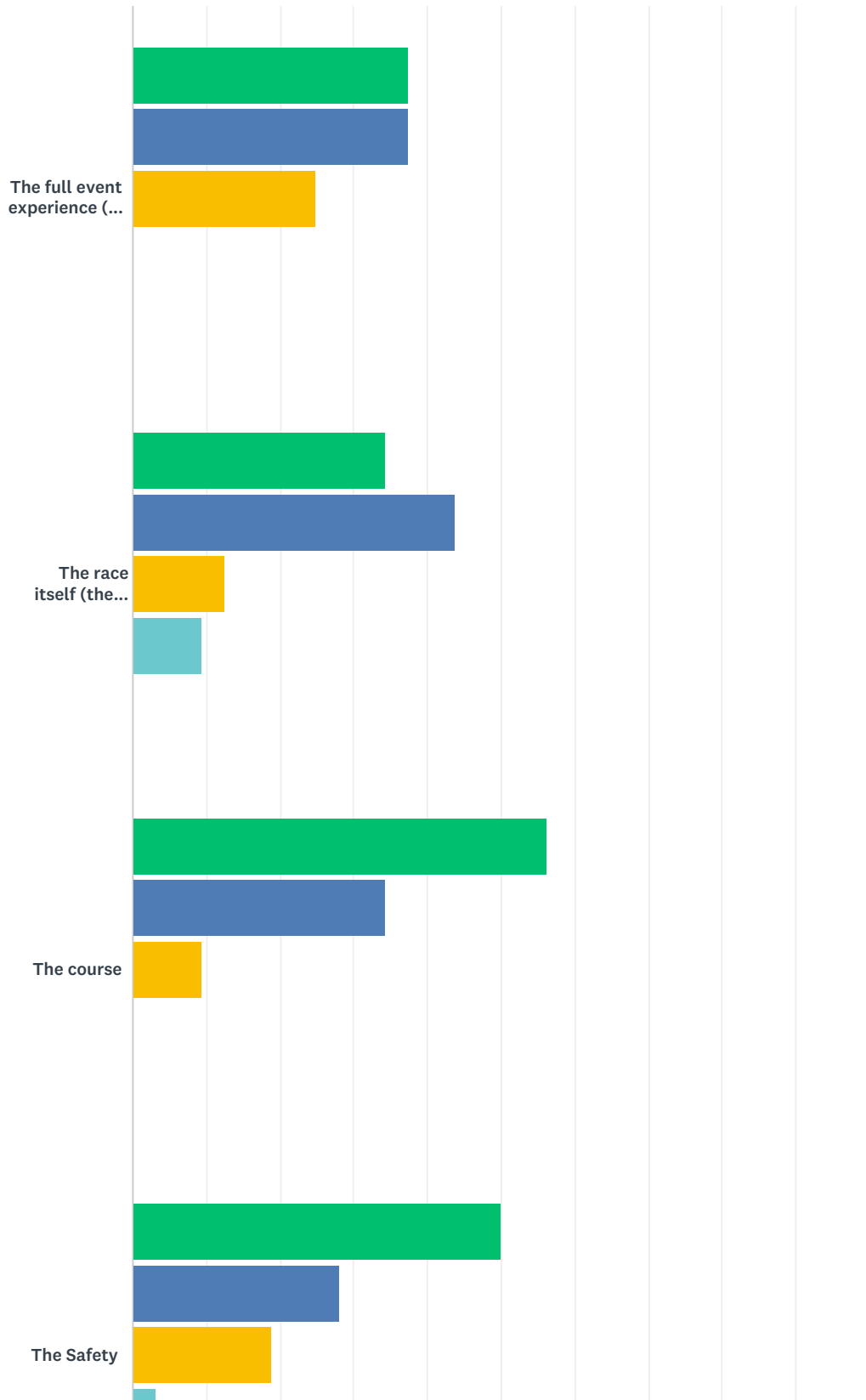
	EXTREMELY SATISFIED	SATISFIED	NEUTRAL	DISSATISFIED	EXTREMELY DISSATISFIED	TOTAL
The full event experience (The feel of the event including venue, spectator and community engagement)	56.67% 17	30.00% 9	13.33% 4	0.00% 0	0.00% 0	30
The race itself (the actual events you participated in, the full programme, session times)	50.00% 15	40.00% 12	10.00% 3	0.00% 0	0.00% 0	30
The course	63.33% 19	23.33% 7	13.33% 4	0.00% 0	0.00% 0	30
The Safety	53.33% 16	30.00% 9	16.67% 5	0.00% 0	0.00% 0	30
The communication and support of the Event Organisers	50.00% 15	23.33% 7	20.00% 6	6.67% 2	0.00% 0	30

2018 MTBNZ Event Series

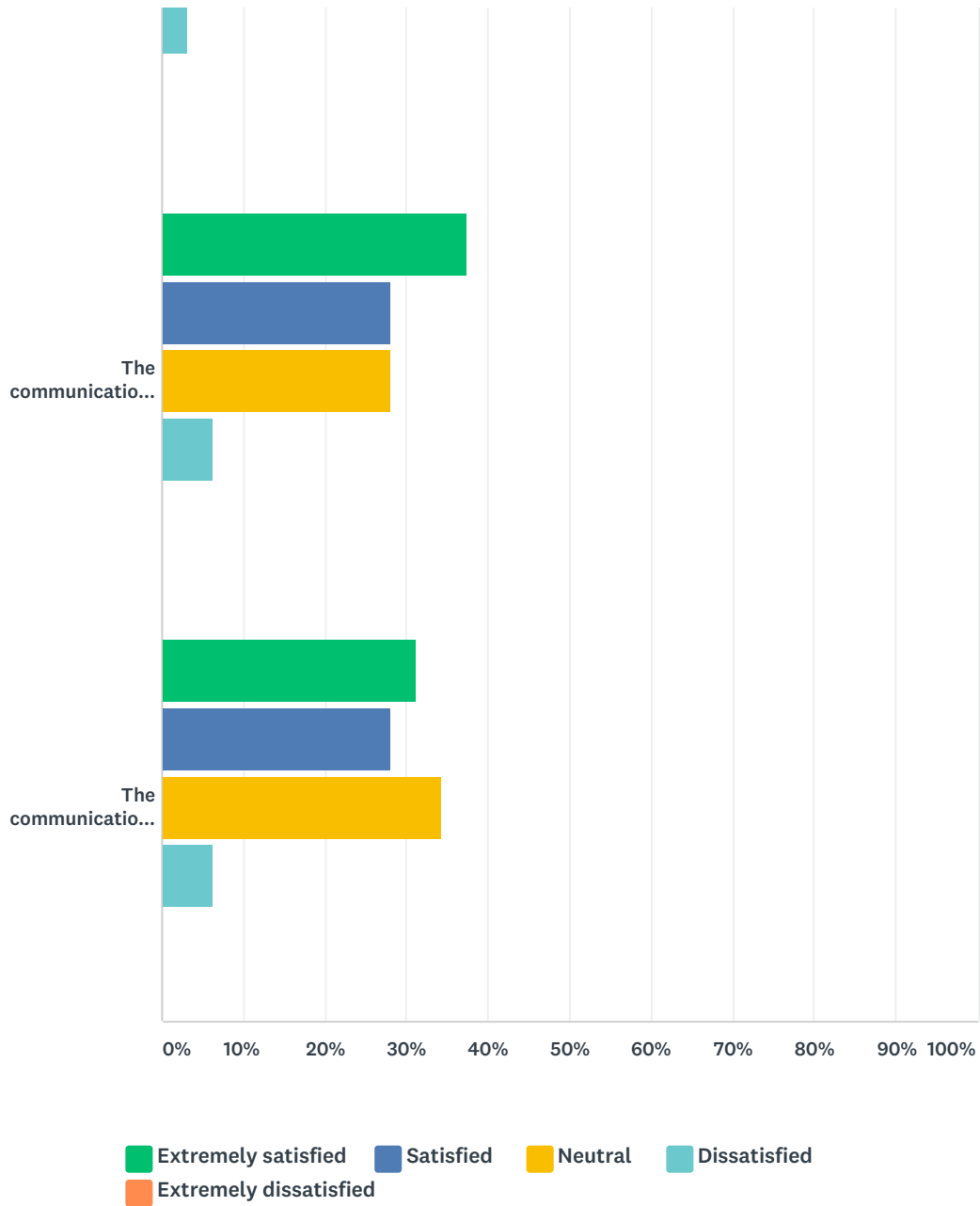
The communication and support from the Event Commissaires	31.03% 9	34.48% 10	20.69% 6	10.34% 3	3.45% 1	29
---	-------------	--------------	-------------	-------------	------------	----

Q13 Please give us feedback on the DH Nat Series 4 event - Gravity Canterbury, Christchurch

Answered: 32 Skipped: 85



2018 MTBNZ Event Series



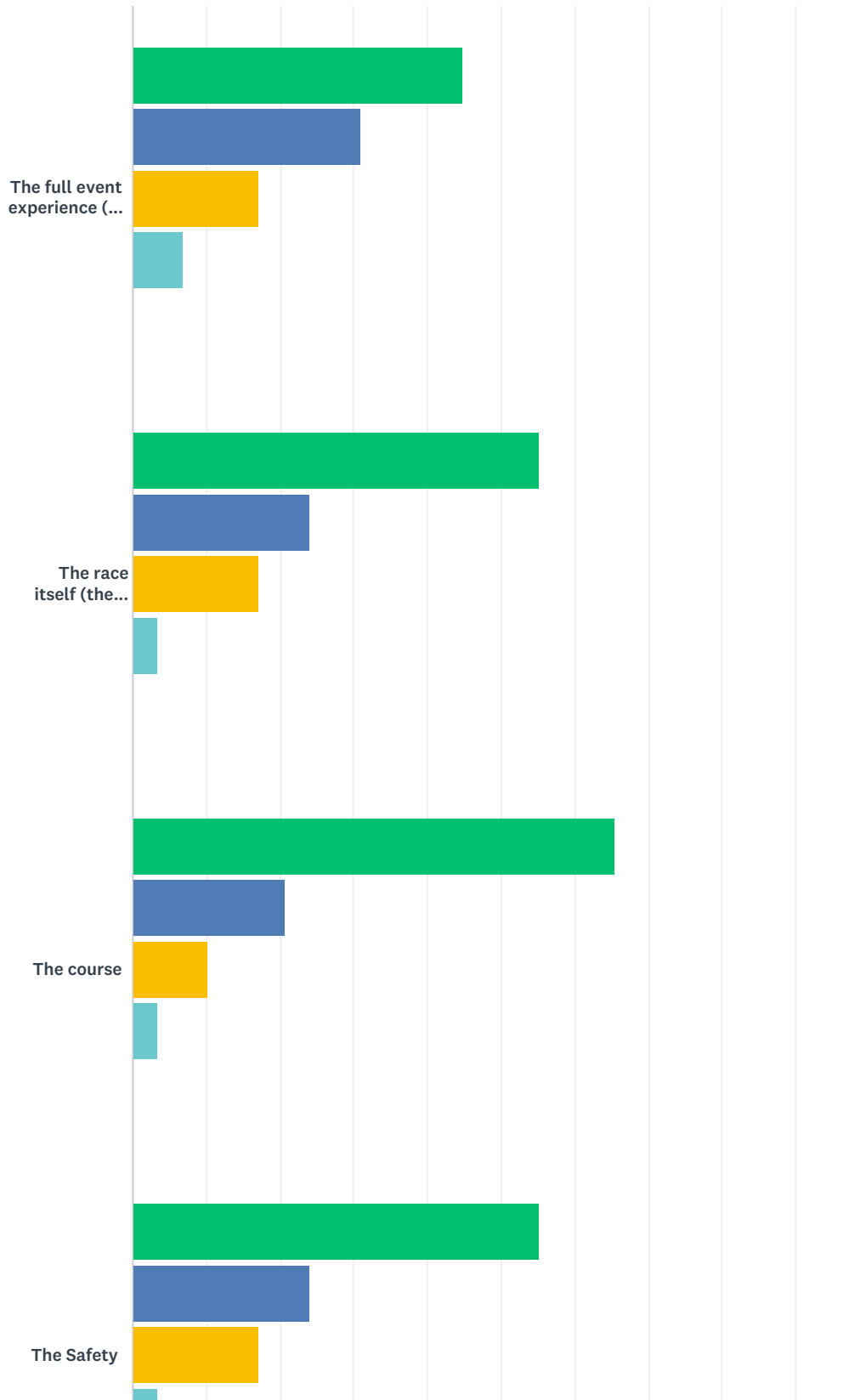
	EXTREMELY SATISFIED	SATISFIED	NEUTRAL	DISSATISFIED	EXTREMELY DISSATISFIED	TOTAL
The full event experience (The feel of the event including venue, spectator and community engagement)	37.50% 12	37.50% 12	25.00% 8	0.00% 0	0.00% 0	32
The race itself (the actual events you participated in, the full programme, session times)	34.38% 11	43.75% 14	12.50% 4	9.38% 3	0.00% 0	32
The course	56.25% 18	34.38% 11	9.38% 3	0.00% 0	0.00% 0	32
The Safety	50.00% 16	28.13% 9	18.75% 6	3.13% 1	0.00% 0	32
The communication and support of the Event Organisers	37.50% 12	28.13% 9	28.13% 9	6.25% 2	0.00% 0	32

2018 MTBNZ Event Series

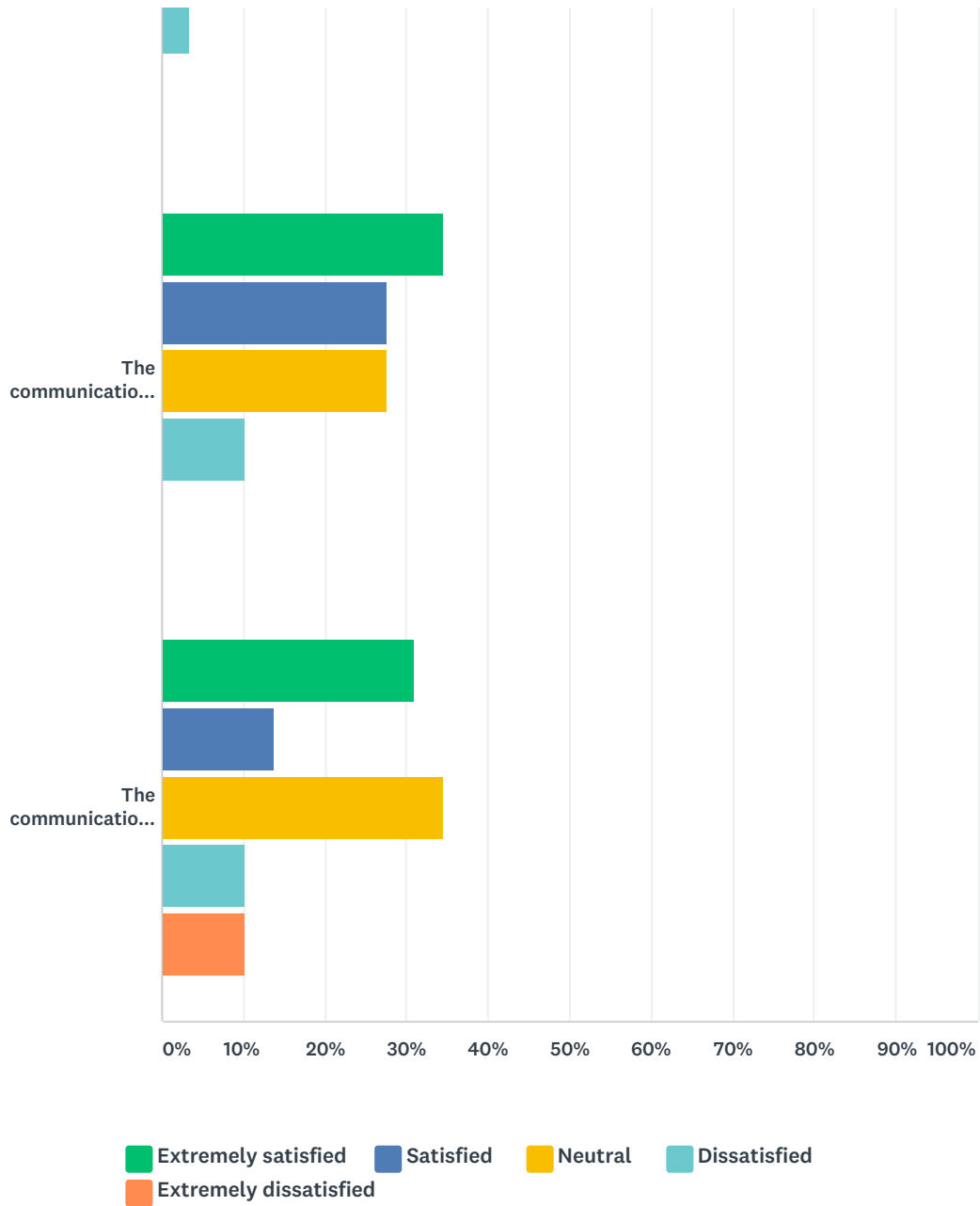
The communication and support from the Event Commissaires	31.25% 10	28.13% 9	34.38% 11	6.25% 2	0.00% 0	32
---	--------------	-------------	--------------	------------	------------	----

Q14 Please give us feedback on the DH Nat Series Final event - Bike Wanaka, Cardrona

Answered: 29 Skipped: 88



2018 MTBNZ Event Series



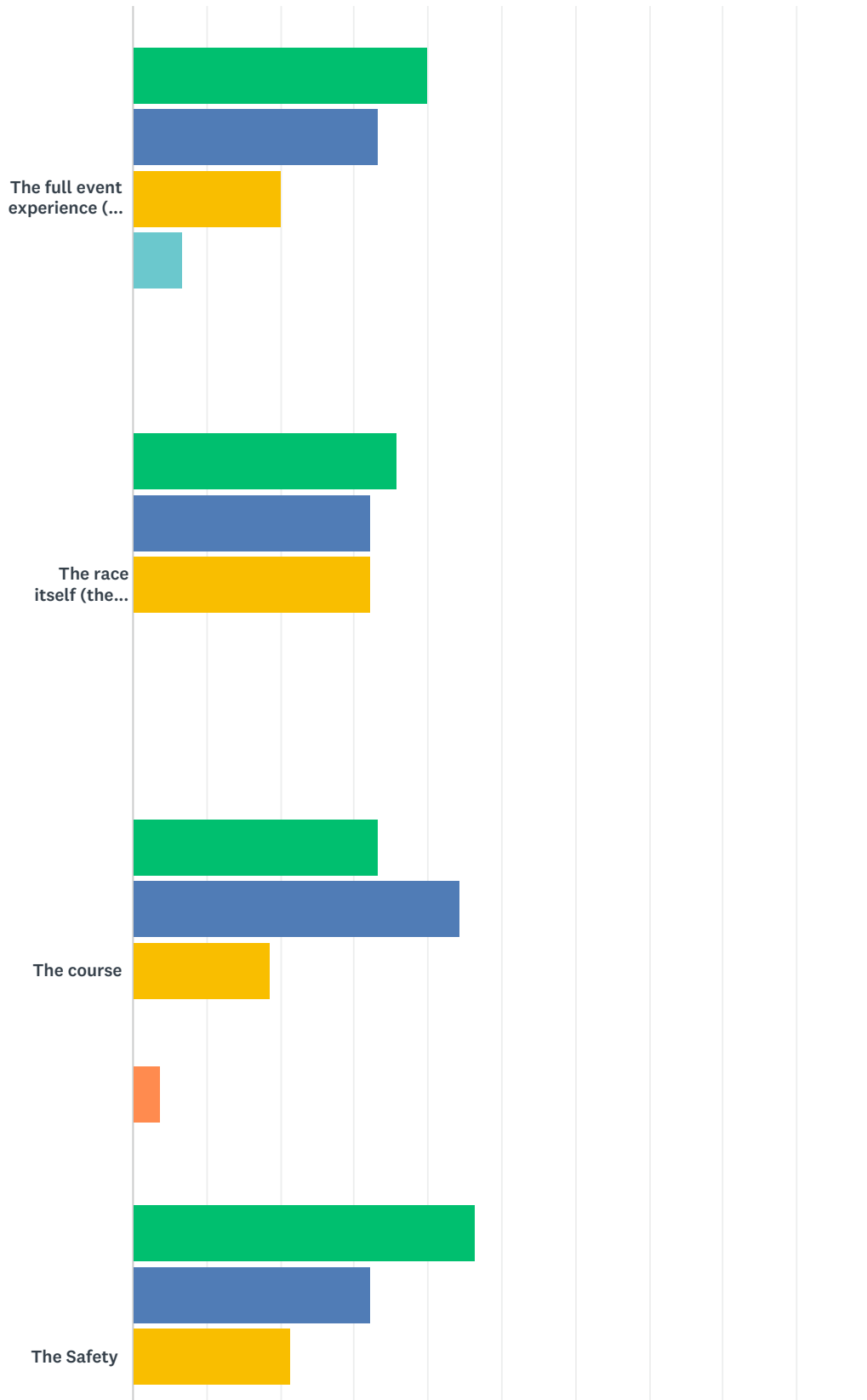
	EXTREMELY SATISFIED	SATISFIED	NEUTRAL	DISSATISFIED	EXTREMELY DISSATISFIED	TOTAL
The full event experience (The feel of the event including venue, spectator and community engagement)	44.83% 13	31.03% 9	17.24% 5	6.90% 2	0.00% 0	29
The race itself (the actual events you participated in, the full programme, session times)	55.17% 16	24.14% 7	17.24% 5	3.45% 1	0.00% 0	29
The course	65.52% 19	20.69% 6	10.34% 3	3.45% 1	0.00% 0	29
The Safety	55.17% 16	24.14% 7	17.24% 5	3.45% 1	0.00% 0	29
The communication and support of the Event Organisers	34.48% 10	27.59% 8	27.59% 8	10.34% 3	0.00% 0	29

2018 MTBNZ Event Series

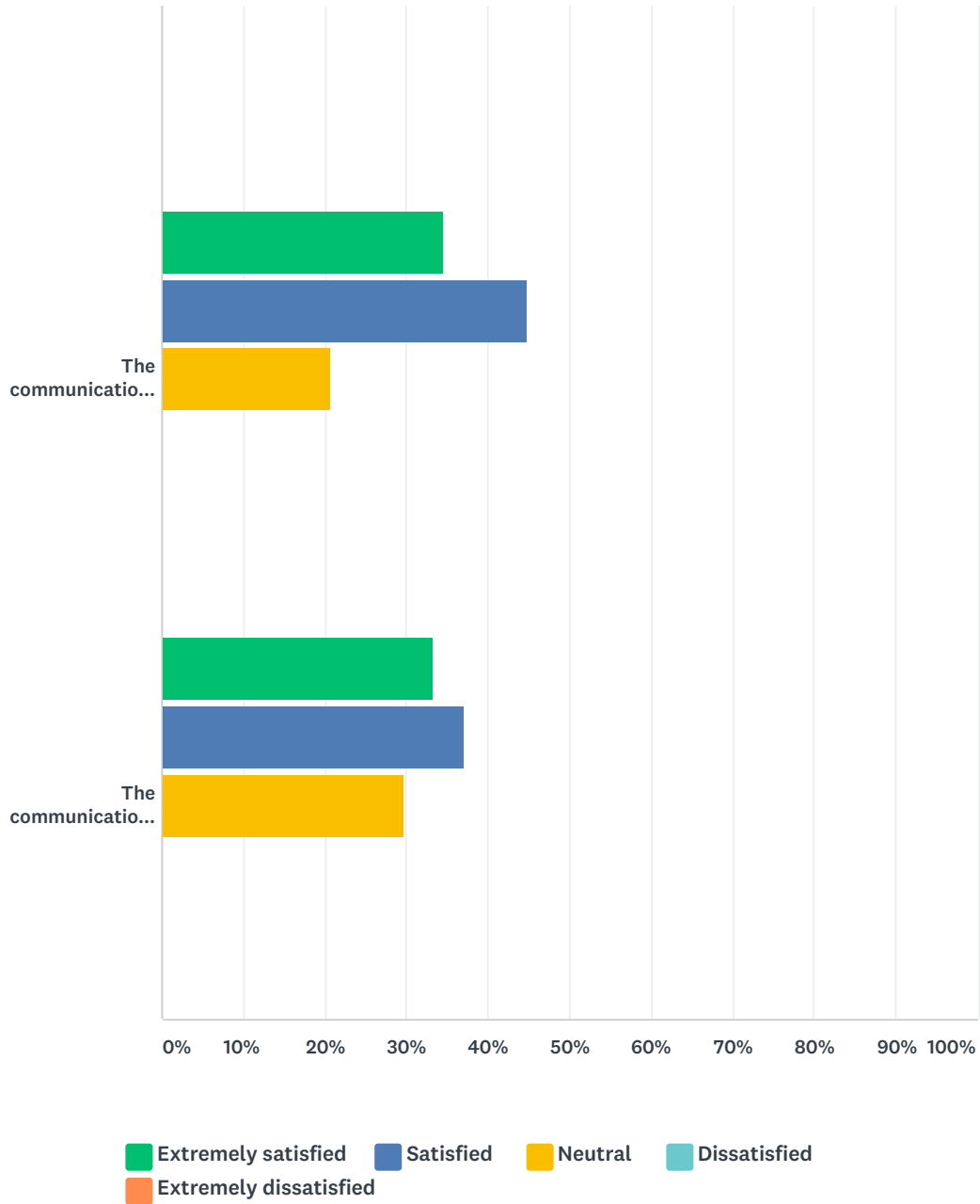
The communication and support from the Event Commissaires	31.03% 9	13.79% 4	34.48% 10	10.34% 3	10.34% 3	29
---	-------------	-------------	--------------	-------------	-------------	----

Q15 Please give us feedback on the North Island XCO Championship event - Rotorua MTBC, Rotorua

Answered: 30 Skipped: 87



2018 MTBNZ Event Series



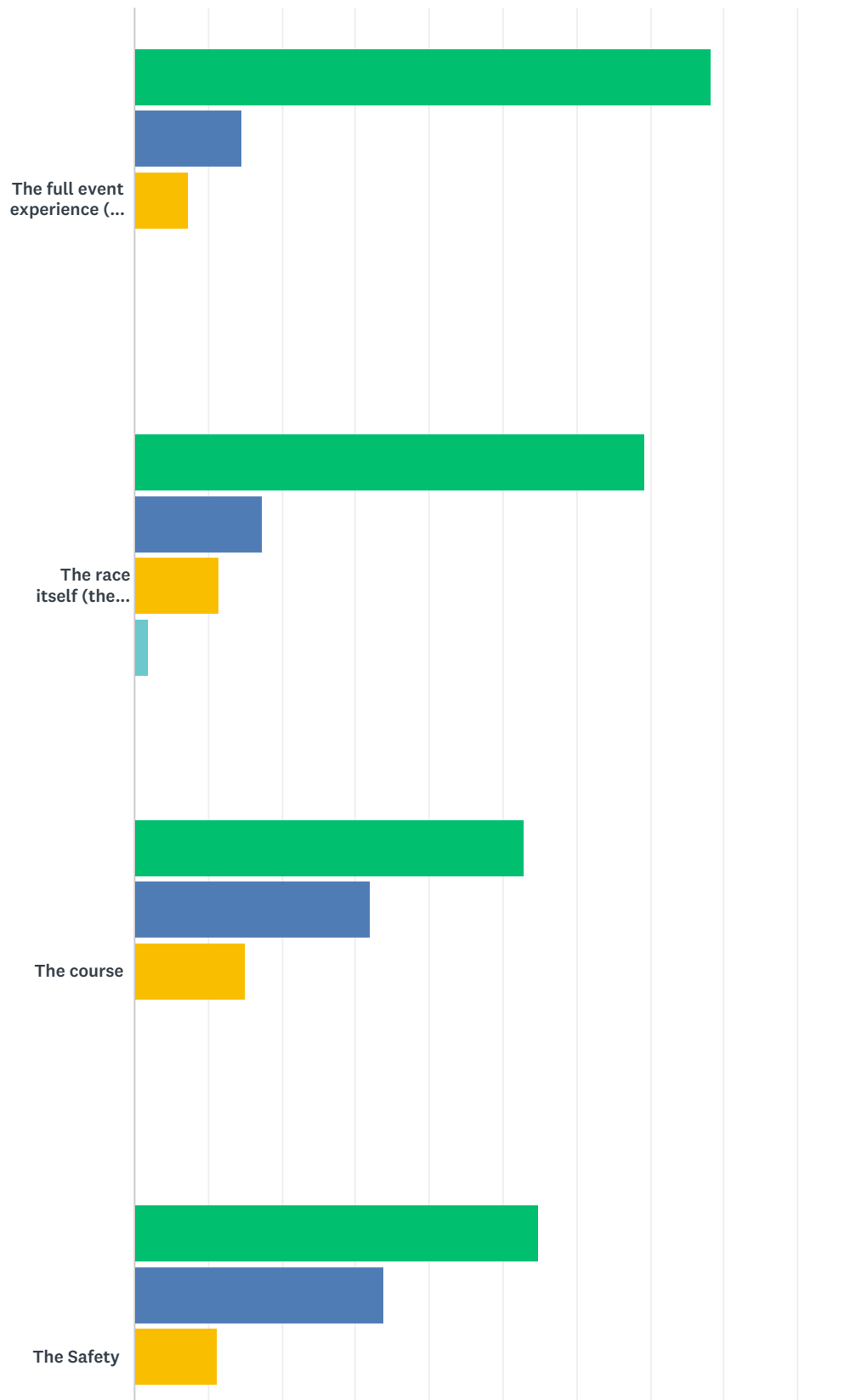
	EXTREMELY SATISFIED	SATISFIED	NEUTRAL	DISSATISFIED	EXTREMELY DISSATISFIED	TOTAL
The full event experience (The feel of the event including venue, spectator and community engagement)	40.00% 12	33.33% 10	20.00% 6	6.67% 2	0.00% 0	30
The race itself (the actual events you participated in, the full programme, session times)	35.71% 10	32.14% 9	32.14% 9	0.00% 0	0.00% 0	28
The course	33.33% 9	44.44% 12	18.52% 5	0.00% 0	3.70% 1	27
The Safety	46.43% 13	32.14% 9	21.43% 6	0.00% 0	0.00% 0	28
The communication and support of the Event Organisers	34.48% 10	44.83% 13	20.69% 6	0.00% 0	0.00% 0	29

2018 MTBNZ Event Series

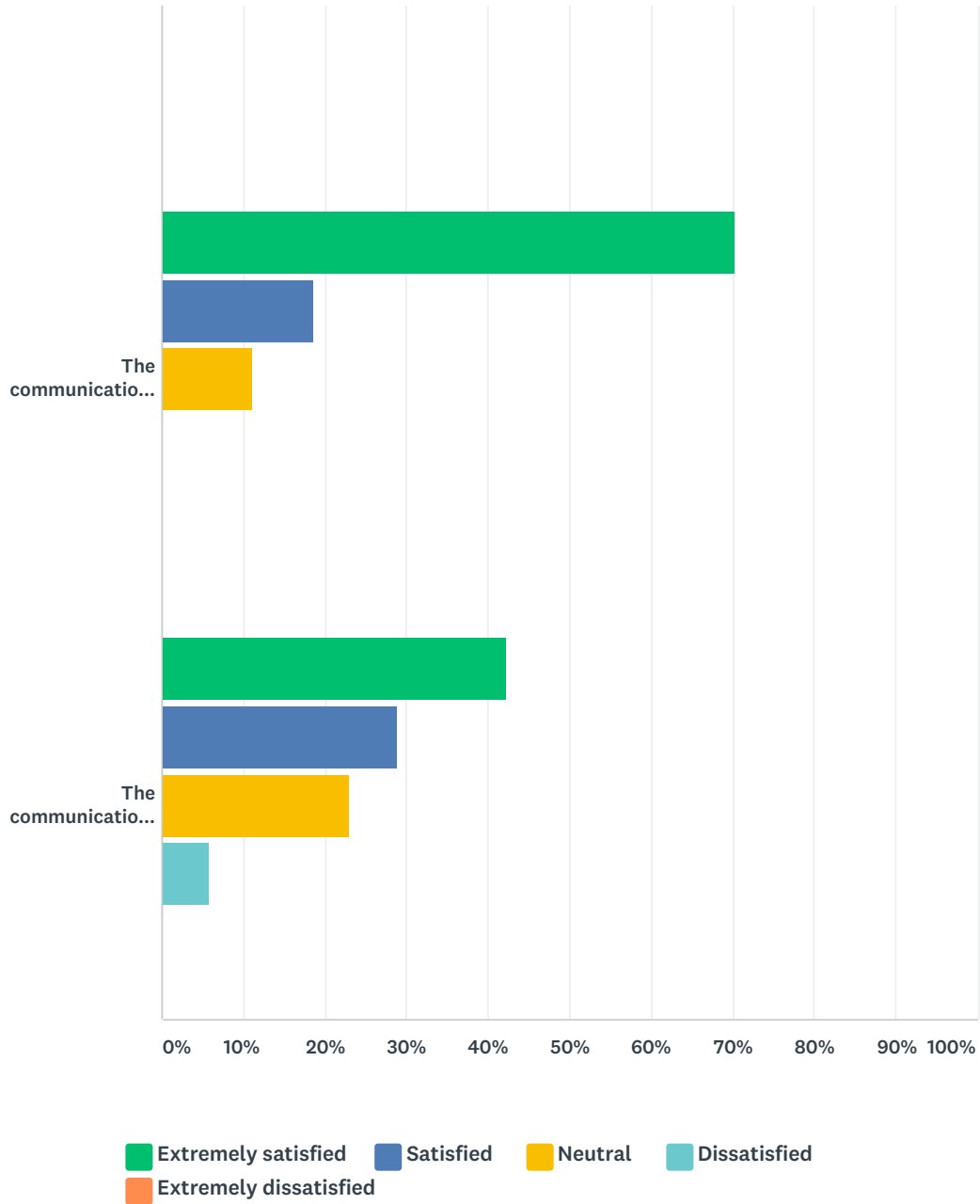
The communication and support from the Event Commissaires	33.33% 9	37.04% 10	29.63% 8	0.00% 0	0.00% 0	27
---	-------------	--------------	-------------	------------	------------	----

Q16 Please give us feedback on the South Island XCO championship event - CHCH Single Track, Christchurch

Answered: 55 Skipped: 62



2018 MTBNZ Event Series



	EXTREMELY SATISFIED	SATISFIED	NEUTRAL	DISSATISFIED	EXTREMELY DISSATISFIED	TOTAL
The full event experience (The feel of the event including venue, spectator and community engagement)	78.18% 43	14.55% 8	7.27% 4	0.00% 0	0.00% 0	55
The race itself (the actual events you participated in, the full programme, session times)	69.23% 36	17.31% 9	11.54% 6	1.92% 1	0.00% 0	52
The course	52.83% 28	32.08% 17	15.09% 8	0.00% 0	0.00% 0	53
The Safety	54.72% 29	33.96% 18	11.32% 6	0.00% 0	0.00% 0	53
The communication and support of the Event Organisers	70.37% 38	18.52% 10	11.11% 6	0.00% 0	0.00% 0	54

2018 MTBNZ Event Series

The communication and support from the Event Commissaires	42.31% 22	28.85% 15	23.08% 12	5.77% 3	0.00% 0	52
---	--------------	--------------	--------------	------------	------------	----

Q17 Any additional feedback and comments can be made here

Answered: 44 Skipped: 73